

POLY PARTS & ACCESSORIES


STALK STOMPERS | PICKUP BANDS | SKID SHOES



PICKUP BANDS



SKID SHOES



AUGER TROUGH LINERS



RETRACTABLE
POLY FINGERS



G4 STALK STOMPERS

TABLE OF CONTENTS

TABLE OF CONTENTS

G4 Stalk Stompers		Premium Poly Skid Shoes		Combine Parts	
Intro	1	Case IH 2020 Series: PIN: Before CBJ020001 Including All HAJ PIN'S	37	Grain Tank Auger Trough Liners	67
Case IH 2600 / 4200 / 4400	2	Case IH 1020 Series	38	Auger Bed Liners	67
Case IH 2200 / 2400 / 3200 / 3400	4	Case IH 3162 / 3152 Series Draper	40	Universal Auger Tube Liner	68
New Holland 99C / 980	6	Case IH 2162 / 2152 / 2142 Series Draper	41	Tank Fill Tube Liners	68
New Holland 86C / 98C / 98D / 996	8	Case IH 2062 / 2052 Series Draper: 2062 After Serial #CCC0015328 / 2052 After Serial #CCC0014710	42	Chaff Spreaders	69
John Deere 600 / 700	10	Case IH 2062 / 2052 Series Draper: 2062 Before Serial #CCC0015328 / 2052 Before Serial #CCC0014710	43	Feederhouse Silencer Kits	70
John Deere 90 & 40	12	New Holland 740CF Series	44	Grain Drain	71
Drago GT	14	New Holland 74C Series: PIN: PNL018301 & Later, Y9ZL & YAZL	45	Clean Out Doors	72
Drago Series I & II	16	New Holland 74C Series: PIN: PNL017801 - PNL018300	46	Rear Feederhouse Seal	72
Geringhoff Horizon	17	New Holland 74C Series: PIN: PNL017183 - PNL017800	47	Corn Head Parts	
Geringhoff Patriot / Northstar / Rota Disc	18	New Holland 74C Series: PIN: Before PNL017183 Including All HAJ PINS	48	Auger Trough Liners for Corn Heads	73
Lexion	19	New Holland 973 / 73C Series	49	Poly Corn Snouts	74
AGCO : Gleaner / Massey / Challenger	20	New Holland 880CF / 840CD Series Draper	50	Poly Corn Snout Replacement Parts	75
Capello	21	New Holland 86C / 83C / 82C Series Draper	51	Crop Divider Rear Wear Kits	75
Fantini	22	New Holland 84C Series Draper: After Serial #PPP001119	52	Poly Snout Patch	75
Harvestec 5000 / 6000	23	New Holland 84C Series Draper: Before Serial #PPP001119	53	Poly Snout Savers	76
Quick Disconnect 2 Stalk Stomper Replacement Parts	24	John Deere 600F Series	54	Snoot Boot	76
Tractor Stompers	25	John Deere 600F Raised Cut Series	55	Crop / Trash Aprons	77
Poly Pickup Bands		John Deere 900F Series	56	Corn Shields	78
Case IH	26	John Deere 200F Series	58	Ear Savers	78
New Holland	27	John Deere 600FD Series: 2016 & Newer After Serial #785000	60	Grain Head Parts	
Vermeer	30	John Deere 600FD Series: 2015 & Older	61	Auger Trough Liners for Grain Heads	79
Claas	30	MacDon FD1 / D1 & FD75 / D65 Draper	62	Retractable Poly Fingers - Case IH	80
John Deere	30	MacDon FD70 / D60 / D50 Draper	63	Retractable Poly Fingers - New Holland	81
McHale	31	MacDon 974 / 973 Draper: 2006 & Newer	64	Retractable Poly Fingers - John Deere	83
Massey Ferguson	31	MacDon 974 / 973 Draper: 2005 & Before	65	Retractable Poly Fingers - Lexion / Gleaner / Massey / Challenger	84
AGCO	31	Swather & Haybine Poly Skid Shoes	66	Retractable Poly Fingers - MacDon	85
Hesston / New Idea / Challenger	31	Cotton Picker Poly Skid Shoes	66	Retractable Poly Fingers - Replacement Parts	86
AGCO / Case IH / Challenger / Hesston / Massey Ferguson	31	Intro	32	Quick Fingers	86
Premium Poly Skid Shoes		Case IH 3020	33	Crop Dividers	86
Case IH 2020 Series: PIN: CBJ021301 & Later, Y9ZL & YAZL	34	Case IH 2020 Series: PIN: CBJ020701 - CBJ021300	35	5-Finger Quick Tines	87
Case IH 2020 Series: PIN: CBJ020701 - CBJ021300	35	Case IH 2020 Series: PIN: CBJ020001 - CBJ020700	36	Planting & Tilling	
Case IH 2020 Series: PIN: CBJ020001 - CBJ020700	36			Planter Stalk Stompers	88
				Shank Protectors	88
				Hardware	
				Bolts	89
				Pop & Pound Rivets	89



May Wes Manufacturing developed the first stalk-leveling device, called the Stalk Stomper, in 1983. Since then, May Wes has progressively made design improvements and continued growing the product line to provide the most extensive corn head Stalk Stomper product offering on the market.

We developed the G4 Stalk Stomper based on farmer feedback. It features a simplified and space-saving torsion design that eliminates the spring, chain, pivot bolt and other bulky features found in most Stalk Stompers, making it easier for one person to install, remove and reposition for transport or storage.

May Wes Stalk Stompers are a tool of choice in no-tillage residue management and have been recognized with multiple No-Till Product of the Year Awards and the Made in Minnesota Manufacturing Award.

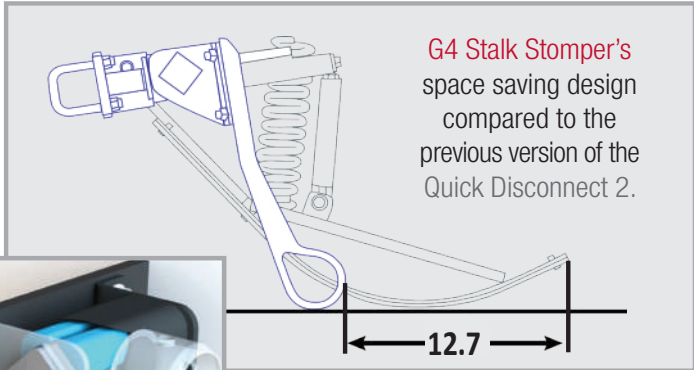
Today's corn stubble is as tough as nails. Don't let it damage your expensive combine tires and tracks. We offer a wide range of Stalk Stompers for combines, tractors and planters, including the new G4 Stalk Stompers. Our Stalk Stompers feature heavy duty UHMW poly shoes and high quality steel. UHMW is one of the slickest and toughest plastics in the world, and is even used to make armor plating!

G4 Stalk Stompers are compatible with folding heads and head trailers, providing more clearance to track combines, and hassle free storage. We widened the G4's shoe to 12" for optimal stalk leveling and reduced its weight by 25 percent. Manufactured from 1/2" thick durable UHMW poly instead of steel, the G4's compression molded plastic shoe easily glides across the field and features a closed tail to prevent accidental reverse damage.

Farmer Tested. Farmer Approved.

"I ran the new May Wes G4 Stalk Stompers on 2,500 acres with heavier down pressure at 5.5 mph. The new light-weight stomper shoes wore better than the Quick Disconnect version. I like the ease in handling the shoes and the ability to rotate the shoes for storage on the head. The G4 is less bulky and a cleaner, more efficient stalk leveling design."

- Josh K. Hutchinson, MN



G4 Stalk Stomper's space saving design compared to the previous version of the Quick Disconnect 2.



SIMPLIFIED DESIGN
TORSION SPRING TO HANDLE SHOCK

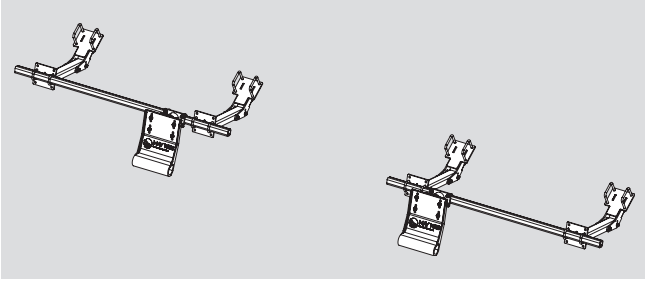


TOOLBAR CONFIGURATION
DESIGNED FOR BETTER FITMENT

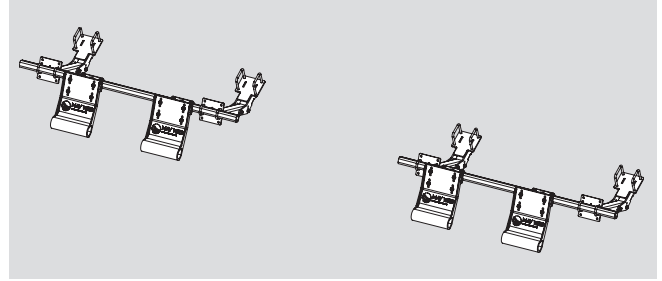
- More visible from the cab
- Can rotate 90 or 180 degrees for storage or transport
- Easily Removable
- Kits available in 2 - 18 row kits
- 12 row head folding kit available
- Height adjustable



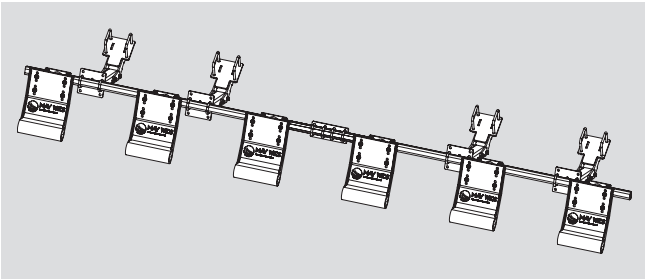
CASE IH 2600 / 4200 / 4400 SERIES - 2-18 ROW HEAD KITS




Part No. 73343943



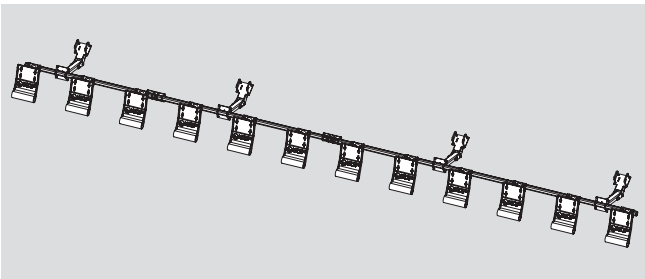
Part No. 73343944



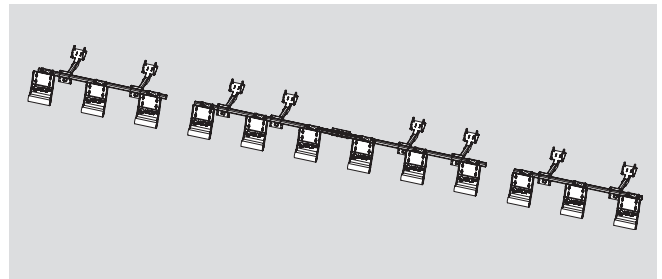
Part No. 73343945




Part No. 73343946




Part No. 73343947



Part No. 73343966



Part No. 73343948



Part No. 73343949

CASE IH 2600 / 4200 / 4400 SERIES KITS FOR 2-18 ROW HEADS WITH TOOLBAR

DESCRIPTION	PART NO	TOOLBAR	HEAD MOUNTING BRACKETS	TOOLBAR SPLICE
2 Row Kit	73343943	Qty: 2 (72")	Qty: 4 ea.	N/A
4 Row Kit	73343944	Qty: 2 (72")	Qty: 4 ea.	N/A
6 Row Kit	73343945	Qty: 2 (102")	Qty: 4 ea.	N/A
8 Row Kit	73343946	Qty: 3 (102")	Qty: 4 ea.	Qty: 2 ea.
12 Row Kit	73343947	Qty: 2 (72") + Qty: 3 (102")	Qty: 4 ea.	Qty: 4 ea.
12 Row Kit (for Folding Head)	73343966	Qty: 2 (72") + Qty: 2 (102")	Qty: 8 ea.	Qty: 2 ea.
16 Row Kit	73343948	Qty: 5 (102")	Qty: 6 ea.	Qty: 4 ea.
18 Row Kit	73343949	Qty: 2 (72") + Qty: 3 (102")	Qty: 6 ea.	Qty: 4 ea.

WITHOUT TOOLBAR

DESCRIPTION	PART NO	TOOLBAR	HEAD MOUNTING BRACKETS	TOOLBAR SPLICE
2 Row Kit	73343950	NOT INCLUDED	Qty: 4 ea.	N/A
4 Row Kit	73343951	NOT INCLUDED	Qty: 4 ea.	N/A
6 Row Kit	73343952	NOT INCLUDED	Qty: 4 ea.	N/A
8 Row Kit	73343953	NOT INCLUDED	Qty: 4 ea.	Qty: 2 ea.
12 Row Kit	73343954	NOT INCLUDED	Qty: 4 ea.	Qty: 4 ea.
12 Row Kit (for Folding Head)	73343967	NOT INCLUDED	Qty: 8 ea.	Qty: 2 ea.
16 Row Kit	73343955	NOT INCLUDED	Qty: 6 ea.	Qty: 4 ea.
18 Row Kit	73343956	NOT INCLUDED	Qty: 6 ea.	Qty: 4 ea.

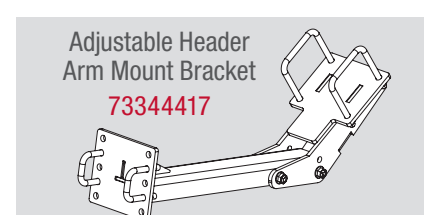
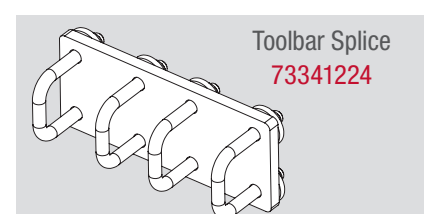

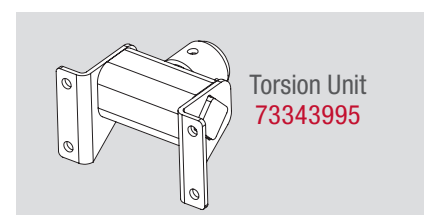

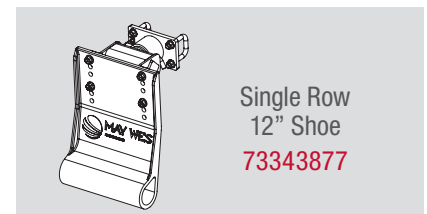
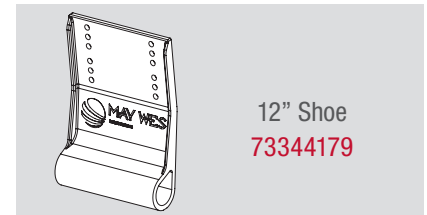
The 2x2 toolbar is required but can be purchased locally to reduce shipping cost.

This is standard 2x2 square 3/16" – sidewall tubing available from most fabrication shops or metal supply companies.


REPLACEMENT PARTS

DESCRIPTION	PART NO
12" Shoe	73344179
Single Row 12" Shoe	73343877
2x2 Toolbar - 72"	73343119
2x2 Toolbar - 102"	73343120
Torsion Unit	73343995
Toolbar Mount Bracket	73343876
Toolbar Splice	73341224
Adjustable Header Arm Mount Bracket	73344417


REPLACEMENT PARTS



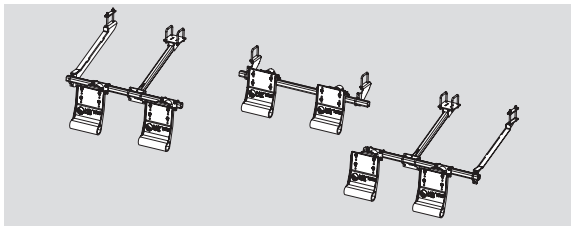
CASE IH 2200 / 2400 / 3200 / 3400 SERIES - 6 ROW HEAD KITS



Part No. 73343968



Part No. 73343969



Part No. 73343971

WITH TOOLBAR

DESCRIPTION	PART NO	TOOLBAR	HEAD MOUNTING BRACKETS	TOOLBAR SPLICE
2 Row Kit	73343968	Qty: 2 (72")	Qty: 4 ea.	N/A
4 Row Kit	73343969	Qty: 2 (72")	Qty: 4 ea.	N/A
6 Row Kit	73343971	Qty: 3 (72")	Qty: 6 ea.	N/A

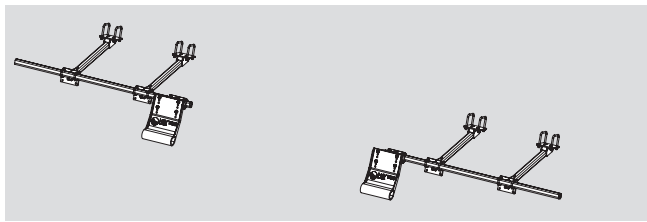
WITHOUT TOOLBAR

DESCRIPTION	PART NO	TOOLBAR	HEAD MOUNTING BRACKETS	TOOLBAR SPLICE
2 Row Kit	73343972	NOT INCLUDED	Qty: 4 ea.	N/A
4 Row Kit	73343973	NOT INCLUDED	Qty: 4 ea.	N/A
6 Row Kit	73343975	NOT INCLUDED	Qty: 6 ea.	N/A

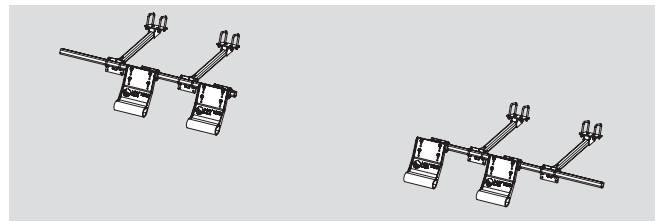
The 2x2 toolbar is required but can be purchased locally to reduce shipping cost.

This is standard 2x2 square 3/16" – sidewall tubing available from most fabrication shops or metal supply companies.

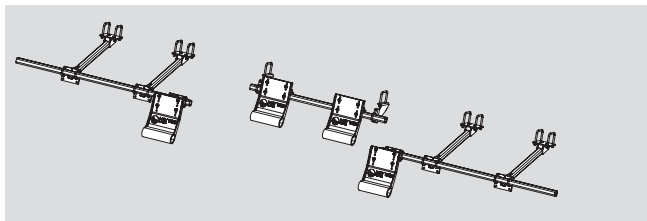
CASE IH 2200 / 2400 / 3200 / 3400 SERIES - 8 & 12 ROW HEAD KITS



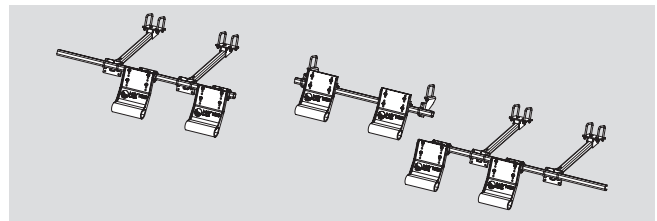
Part No. 73343976



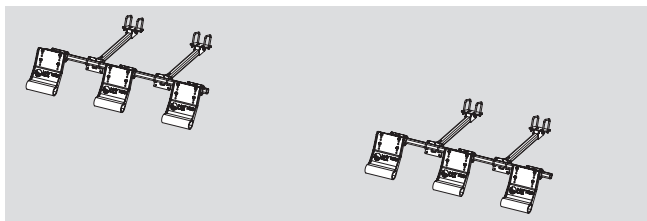
Part No. 73343977



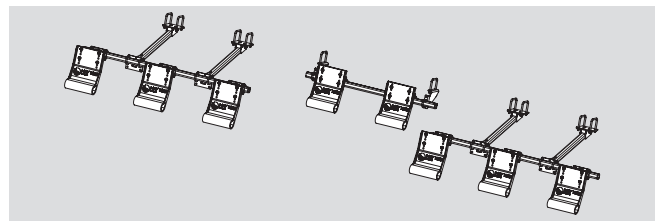
Part No. 73343978



Part No. 73343979

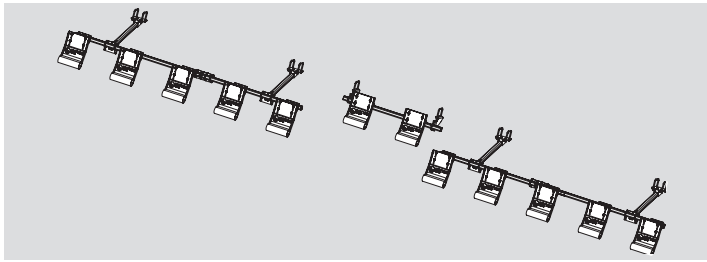


Part No. 73343980



Part No. 73343981

CASE IH 2200 / 2400 / 3200 / 3400 SERIES - 8 & 12 ROW HEAD KITS



Part No. 73343982

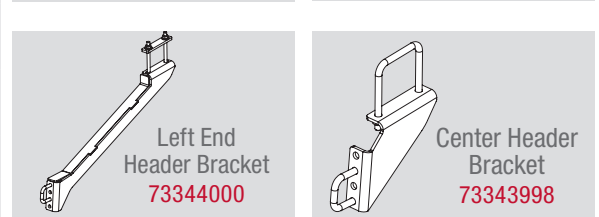
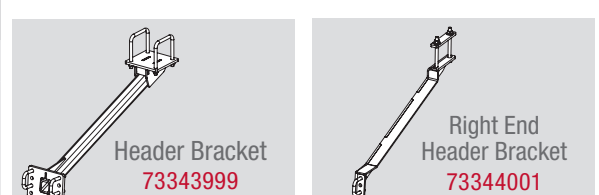
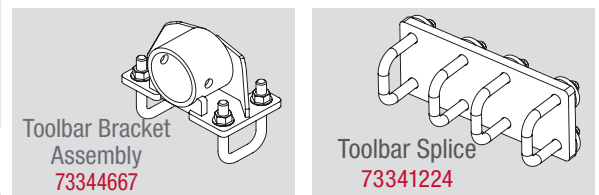
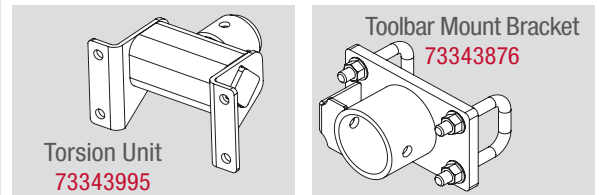
WITH TOOLBAR

DESCRIPTION	PART NO	TOOLBAR	HEAD MOUNTING BRACKETS	TOOLBAR SPLICE
2 Row Kit	73343976	Qty: 2 (72")	Qty: 4 ea.	N/A
4 Row Kit (Outer Rows)	73343977	Qty: 2 (72")	Qty: 4 ea.	N/A
4 Row Kit (Inner Rows)	73343978	Qty: 3 (72")	Qty: 6 ea.	N/A
6 Row Kit (Inner Rows)	73343979	Qty: 3 (72")	Qty: 6 ea.	N/A
6 Row Kit (Outer Rows)	73343980	Qty: 2 (72")	Qty: 4 ea.	N/A
8 Row Kit	73343981	Qty: 3 (72")	Qty: 6 ea.	N/A
12 Row Kit	73343982	Qty: 5 (72")	Qty: 6 ea.	Qty: 2 ea.

WITHOUT TOOLBAR

DESCRIPTION	PART NO	TOOLBAR	HEAD MOUNTING BRACKETS	TOOLBAR SPLICE
2 Row Kit	73343983	NOT INCLUDED	Qty: 4 ea.	N/A
4 Row Kit (Outer Rows)	73343984	NOT INCLUDED	Qty: 4 ea.	N/A
4 Row Kit (Inner Rows)	73343985	NOT INCLUDED	Qty: 6 ea.	N/A
6 Row Kit (Inner Rows)	73343986	NOT INCLUDED	Qty: 6 ea.	N/A
6 Row Kit (Outer Rows)	73343987	NOT INCLUDED	Qty: 4 ea.	N/A
8 Row Kit	73343988	NOT INCLUDED	Qty: 6 ea.	N/A
12 Row Kit	73343989	NOT INCLUDED	Qty: 6 ea.	Qty: 2 ea.

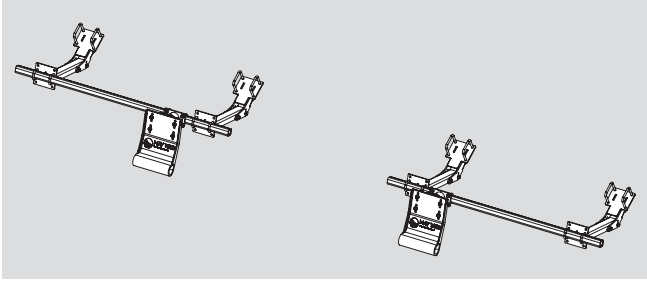
REPLACEMENT PARTS



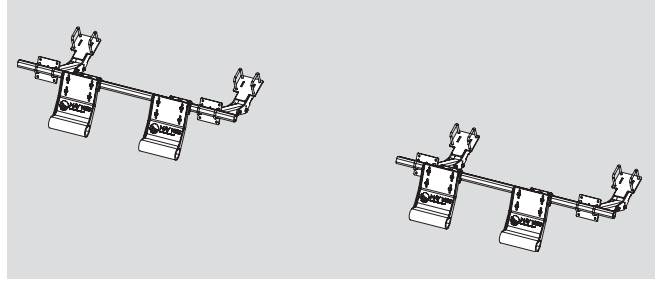
REPLACEMENT PARTS

DESCRIPTION	PART NO	DESCRIPTION	PART NO
12" Shoe	73344179	Toolbar Bracket Assembly	73344667
Single Row 12" Shoe	73343877	Toolbar Splice	73341224
Single Center 12" Shoe	73344002	Header Bracket	73343999
2x2 Toolbar - 72"	73343119	Right End Header Bracket	73344001
2x2 Toolbar - 102"	73343120	Left End Header Bracket	73344000
Torsion Unit	73343995	Center Header Bracket	73343998
Toolbar Mount Bracket	73343876		

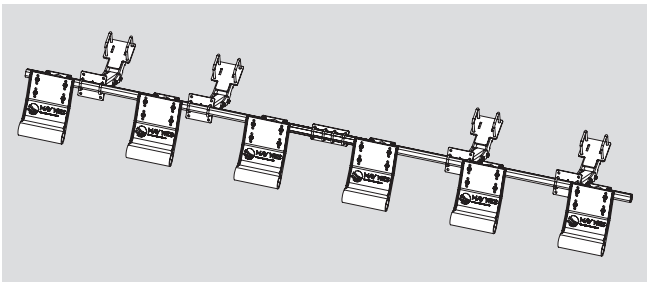
NEW HOLLAND 99C / 980 SERIES - 2-18 ROW HEAD KITS




Part No. 73343943



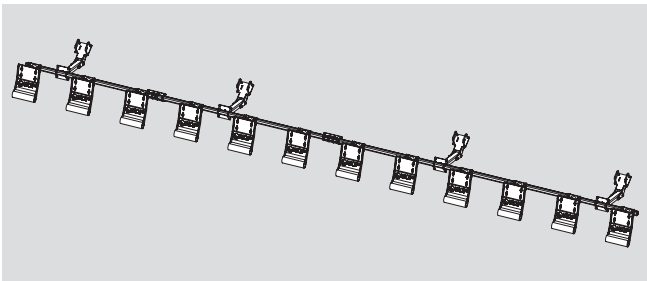
Part No. 73343944



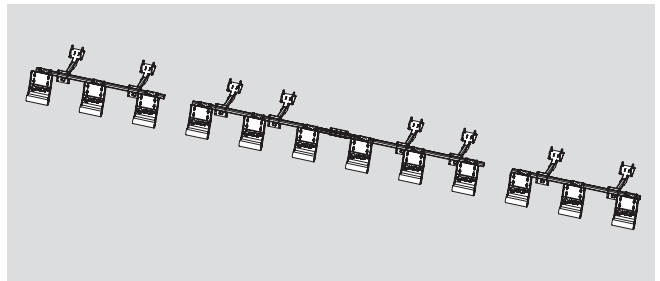
Part No. 73343945




Part No. 73343946




Part No. 73343947



Part No. 73343966



Part No. 73343948



Part No. 73343949

NEW HOLLAND 99C / 980 SERIES - 2-18 ROW HEAD KITS

WITH TOOLBAR

DESCRIPTION	PART NO	TOOLBAR	HEAD MOUNTING BRACKETS	TOOLBAR SPLICE
2 Row Kit	73343943	Qty: 2 (72")	Qty: 4 ea.	N/A
4 Row Kit	73343944	Qty: 2 (72")	Qty: 4 ea.	N/A
6 Row Kit	73343945	Qty: 2 (102")	Qty: 4 ea.	N/A
8 Row Kit	73343946	Qty: 3 (102")	Qty: 4 ea.	Qty: 2 ea.
12 Row Kit	73343947	Qty: 2 (72") + Qty: 3 (102")	Qty: 4 ea.	Qty: 4 ea.
12 Row Kit (for Folding Head)	73343966	Qty: 2 (72") + Qty: 2 (102")	Qty: 8 ea.	Qty: 2 ea.
16 Row Kit	73343948	Qty: 5 (102")	Qty: 6 ea.	Qty: 4 ea.
18 Row Kit	73343949	Qty: 2 (72") + Qty: 3 (102")	Qty: 6 ea.	Qty: 4 ea.

WITHOUT TOOLBAR

DESCRIPTION	PART NO	TOOLBAR	HEAD MOUNTING BRACKETS	TOOLBAR SPLICE
2 Row Kit	73343950	NOT INCLUDED	Qty: 4 ea.	N/A
4 Row Kit	73343951	NOT INCLUDED	Qty: 4 ea.	N/A
6 Row Kit	73343952	NOT INCLUDED	Qty: 4 ea.	N/A
8 Row Kit	73343953	NOT INCLUDED	Qty: 4 ea.	Qty: 2 ea.
12 Row Kit	73343954	NOT INCLUDED	Qty: 4 ea.	Qty: 4 ea.
12 Row Kit (for Folding Head)	73343967	NOT INCLUDED	Qty: 8 ea.	Qty: 2 ea.
16 Row Kit	73343955	NOT INCLUDED	Qty: 6 ea.	Qty: 4 ea.
18 Row Kit	73343956	NOT INCLUDED	Qty: 6 ea.	Qty: 4 ea.

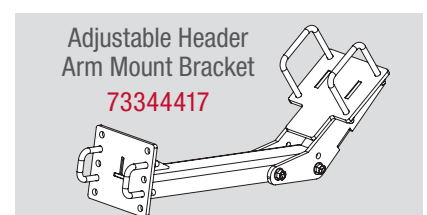
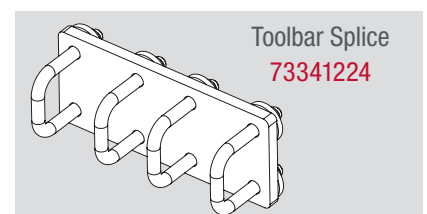


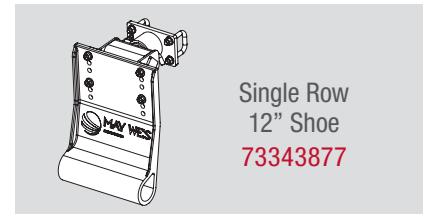
The 2x2 toolbar is required but can be purchased locally to reduce shipping cost.

This is standard 2x2 square 3/16" – sidewall tubing available from most fabrication shops or metal supply companies.


REPLACEMENT PARTS

DESCRIPTION	PART NO
12" Shoe	73344179
Single Row 12" Shoe	73343877
2x2 Toolbar - 72"	73343119
2x2 Toolbar - 102"	73343120
Torsion Unit	73343995
Toolbar Mount Bracket	73343876
Toolbar Splice	73341224
Adjustable Header Arm Mount Bracket	73344417


REPLACEMENT PARTS



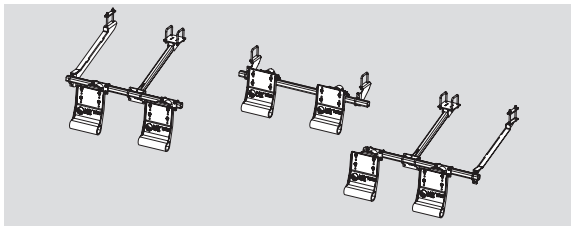
NEW HOLLAND 96C / 98C / 98D / 996 SERIES - 6 ROW HEAD KITS



Part No. 73343968



Part No. 73343969



Part No. 73343971

WITH TOOLBAR

DESCRIPTION	PART NO	TOOLBAR	HEAD MOUNTING BRACKETS	TOOLBAR SPLICE
2 Row Kit	73343968	Qty: 2 (72")	Qty: 4 ea.	N/A
4 Row Kit	73343969	Qty: 2 (72")	Qty: 4 ea.	N/A
6 Row Kit	73343971	Qty: 3 (72")	Qty: 6 ea.	N/A

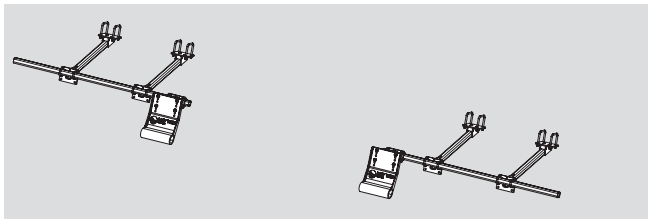
WITHOUT TOOLBAR

DESCRIPTION	PART NO	TOOLBAR	HEAD MOUNTING BRACKETS	TOOLBAR SPLICE
2 Row Kit	73343972	NOT INCLUDED	Qty: 4 ea.	N/A
4 Row Kit	73343973	NOT INCLUDED	Qty: 4 ea.	N/A
6 Row Kit	73343975	NOT INCLUDED	Qty: 6 ea.	N/A

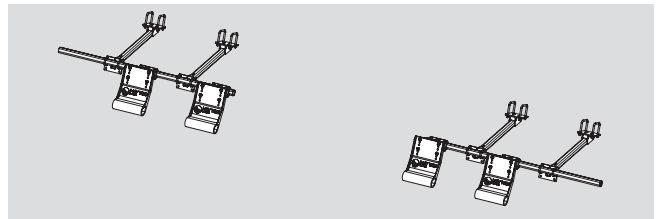
The 2x2 toolbar is required but can be purchased locally to reduce shipping cost.

This is standard 2x2 square 3/16" – sidewall tubing available from most fabrication shops or metal supply companies.

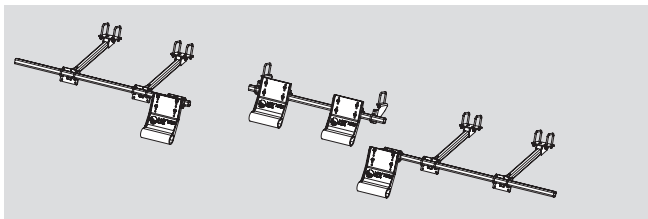
NEW HOLLAND 96C / 98C / 98D / 996 SERIES - 8 & 12 ROW HEAD KITS



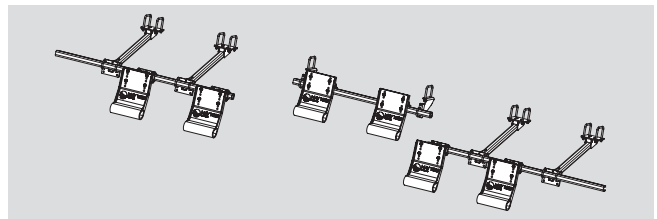
Part No. 73343976



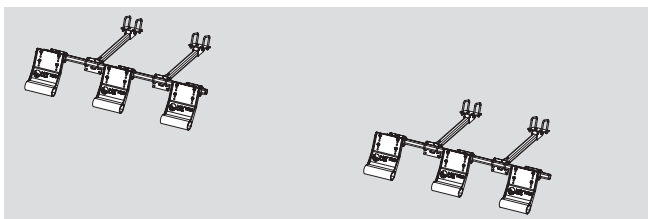
Part No. 73343977



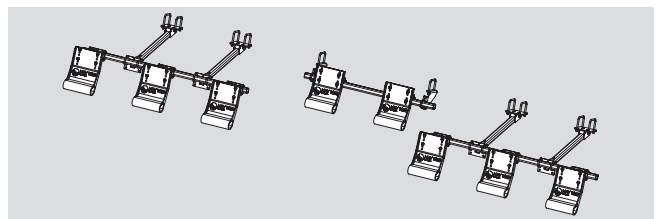
Part No. 73343978



Part No. 73343979

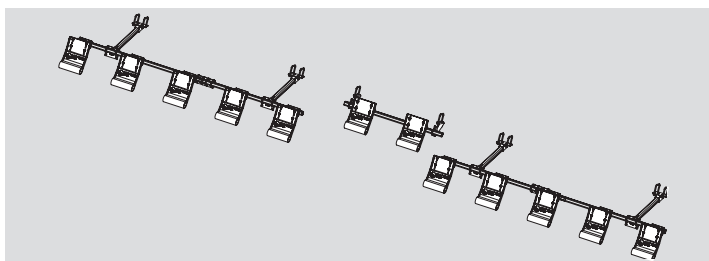


Part No. 73343980



Part No. 73343981

NEW HOLLAND 96C / 98C / 98D / 996 SERIES - 8 & 12 ROW HEAD KITS



Part No. 73343982

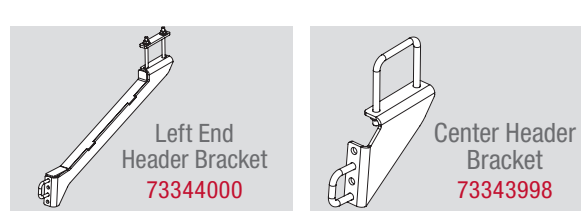
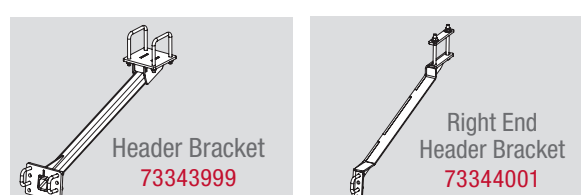
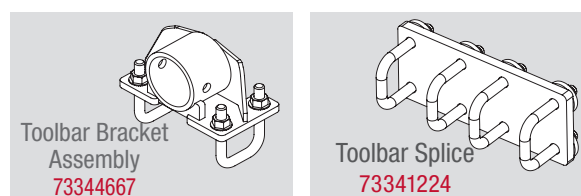
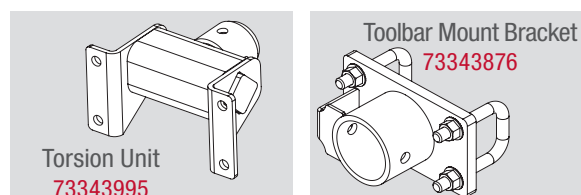
WITH TOOLBAR

DESCRIPTION	PART NO	TOOLBAR	HEAD MOUNTING BRACKETS	TOOLBAR SPLICE
2 Row Kit	73343976	Qty: 2 (72")	Qty: 4 ea.	N/A
4 Row Kit (Outer Rows)	73343977	Qty: 2 (72")	Qty: 4 ea.	N/A
4 Row Kit (Inner Rows)	73343978	Qty: 3 (72")	Qty: 6 ea.	N/A
6 Row Kit (Inner Rows)	73343979	Qty: 3 (72")	Qty: 6 ea.	N/A
6 Row Kit (Outer Rows)	73343980	Qty: 2 (72")	Qty: 4 ea.	N/A
8 Row Kit	73343981	Qty: 3 (72")	Qty: 6 ea.	N/A
12 Row Kit	73343982	Qty: 5 (72")	Qty: 6 ea.	Qty: 2 ea.

WITHOUT TOOLBAR

DESCRIPTION	PART NO	TOOLBAR	HEAD MOUNTING BRACKETS	TOOLBAR SPLICE
2 Row Kit	73343983	NOT INCLUDED	Qty: 4 ea.	N/A
4 Row Kit (Outer Rows)	73343984	NOT INCLUDED	Qty: 4 ea.	N/A
4 Row Kit (Inner Rows)	73343985	NOT INCLUDED	Qty: 6 ea.	N/A
6 Row Kit (Inner Rows)	73343986	NOT INCLUDED	Qty: 6 ea.	N/A
6 Row Kit (Outer Rows)	73343987	NOT INCLUDED	Qty: 4 ea.	N/A
8 Row Kit	73343988	NOT INCLUDED	Qty: 6 ea.	N/A
12 Row Kit	73343989	NOT INCLUDED	Qty: 6 ea.	Qty: 2 ea.

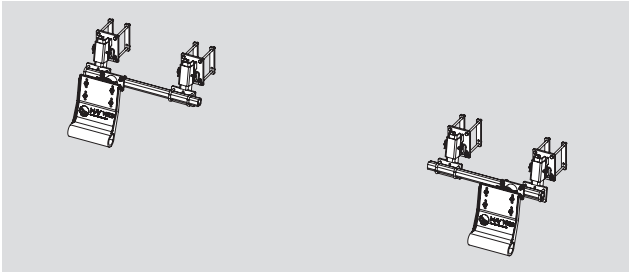
REPLACEMENT PARTS



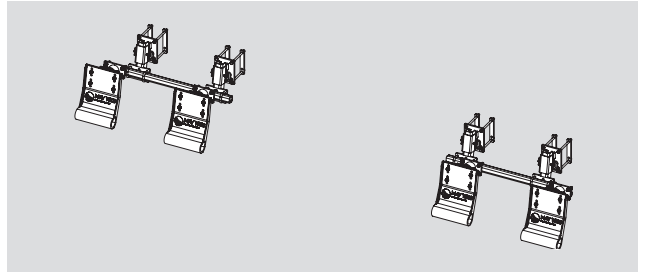
REPLACEMENT PARTS

DESCRIPTION	PART NO	DESCRIPTION	PART NO
12" Shoe	73344179	Toolbar Bracket Assembly	73344667
Single Row 12" Shoe	73343877	Toolbar Splice	73341224
Single Center 12" Shoe	73344002	Header Bracket	73343999
2x2 Toolbar - 72"	73343119	Right End Header Bracket	73344001
2x2 Toolbar - 102"	73343120	Left End Header Bracket	73344000
Torsion Unit	73343995	Center Header Bracket	73343998
Toolbar Mount Bracket	73343876		

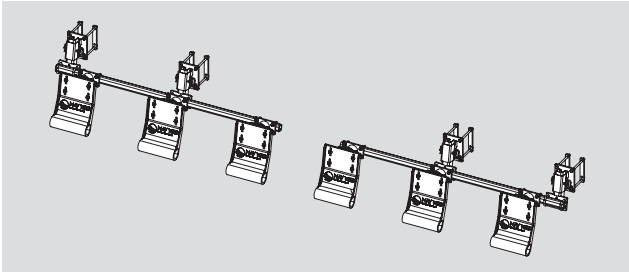
JOHN DEERE 600 / 700 SERIES KITS



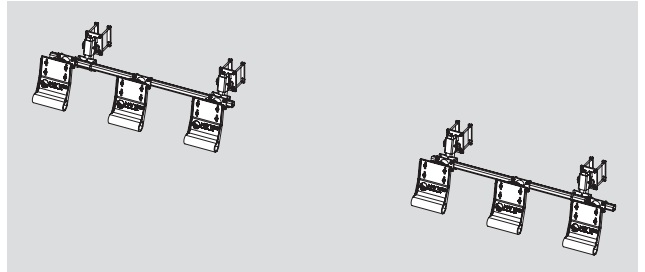
Part No. 73343847



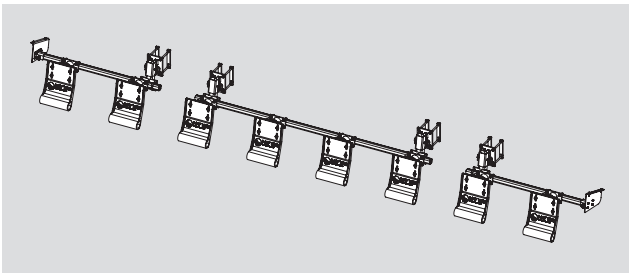
Part No. 73343848




Part No. 73343849 *




Part No. 73343849 *




Part No. 73343850 *




Part No. 73343851 *



Part No. 73344419 *



Part No. 73343852 *



Part No. 73343853 *

*** Due to variation of implement configurations, row coverage under the feederhouse may not be applicable.**

The 2x2 toolbar is required but can be purchased locally to reduce shipping cost. This is a standard 2x2 square 3/16" – sidewall tubing available from most fabrication shops or metal supply companies.

JOHN DEERE 600 / 700 SERIES KITS

WITH TOOLBAR

DESCRIPTION	PART NO	TOOLBAR	HEAD MOUNTING BRACKETS	TOOLBAR SPLICE	END SUPPORT KIT
2 Row Kit	73343847	Qty: 2 (72")	Qty: 4 ea.	N/A	Optional
4 Row Kit	73343848	Qty: 2 (72")	Qty: 4 ea.	N/A	Optional
6 Row Kit * (6 & 8 Row Head)	73343849	Qty: 2 (102")	Qty: 4 ea.	N/A	Optional
6 Row Kit * (8 Row Head & Larger)	73343849	Qty: 2 (102")	Qty: 4 ea.	N/A	Optional
8 Row Kit *	73343850	Qty: 3 (102")	Qty: 4 ea.	Qty: 2 ea.	Qty: 1 ea.
12 Row Kit *	73343851	Qty: 2 (72") + 3 (102")	Qty: 4 ea.	Qty: 2 ea.	Qty: 1 ea.
12 Row Kit * (Folding Head)	73344419	Qty: 2 (72") + 3 (102")	Qty: 6 ea.	Qty: 2 ea.	Qty: 1 ea.
16 Row Kit *	73343852	Qty: 5 (102")	Qty: 6 ea.	Qty: 2 ea.	Qty: 1 ea.
18 Row Kit *	73343853	Qty: 2 (72") + Qty: 3 (102")	Qty: 4 ea.	Qty: 2 ea.	Qty: 1 ea.

* Due to variation of implement configurations, row coverage under the feederhouse may not be applicable.

WITHOUT TOOLBAR

DESCRIPTION	PART NO	TOOLBAR	HEAD MOUNTING BRACKETS	TOOLBAR SPLICE	END SUPPORT KIT
2 Row Kit	73343854	NOT INCLUDED	Qty: 4 ea.	N/A	Optional
4 Row Kit	73343855	NOT INCLUDED	Qty: 4 ea.	N/A	Optional
6 Row Kit * (6 & 8 Row Head)	73343856	NOT INCLUDED	Qty: 4 ea.	N/A	Optional
6 Row Kit * (8 Row Head & Larger)	73343856	NOT INCLUDED	Qty: 4 ea.	N/A	Optional
8 Row Kit *	73343857	NOT INCLUDED	Qty: 4 ea.	Qty: 2 ea.	Qty: 1 ea.
12 Row Kit *	73343858	NOT INCLUDED	Qty: 4 ea.	Qty: 2 ea.	Qty: 1 ea.
12 Row Kit * (Folding Head)	73344420	NOT INCLUDED	Qty: 6 ea.	Qty: 2 ea.	Qty: 1 ea.
16 Row Kit *	73343859	NOT INCLUDED	Qty: 6 ea.	Qty: 2 ea.	Qty: 1 ea.
18 Row Kit *	73343860	NOT INCLUDED	Qty: 4 ea.	Qty: 2 ea.	Qty: 1 ea.

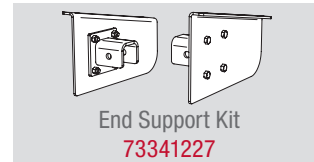

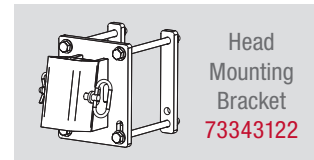


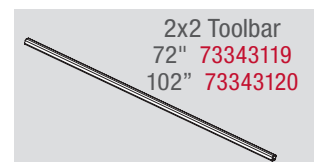
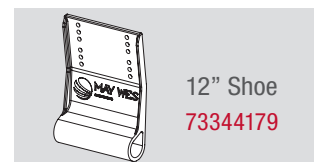
* Due to variation of implement configurations, row coverage under the feederhouse may not be applicable.

REPLACEMENT PARTS

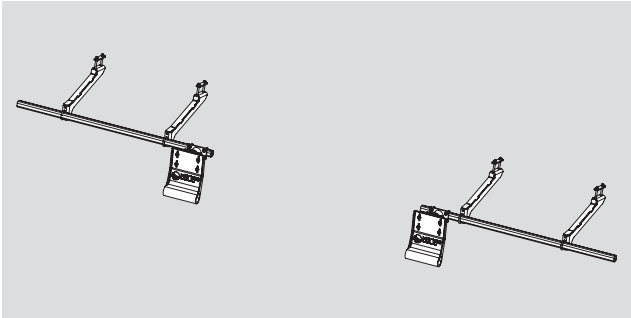
DESCRIPTION	PART NO
12" Shoe	73344179
Single Row 12" Shoe	73343877
Torsion Unit	73343995
2x2 Toolbar - 72"	73343119
2x2 Toolbar - 102"	73343120
Toolbar Mount Bracket	73343876

DESCRIPTION	PART NO
Toolbar Splice	73341224
End Support Kit	73341227
Head Mounting Bracket	73343122
Vertical Bracket	73341226

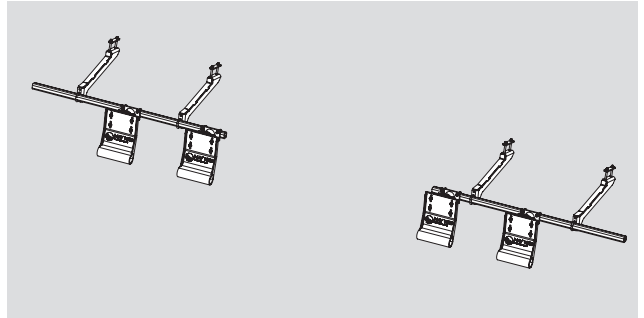
REPLACEMENT PARTS



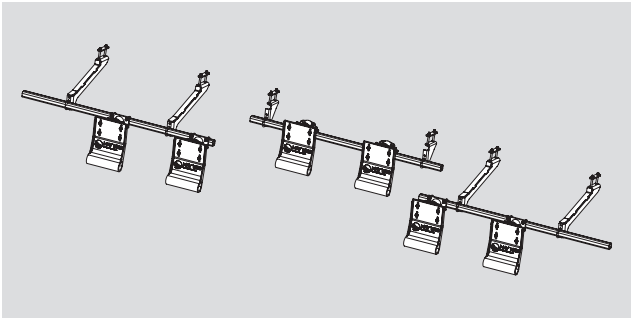
JOHN DEERE 90 & 40 SERIES KITS



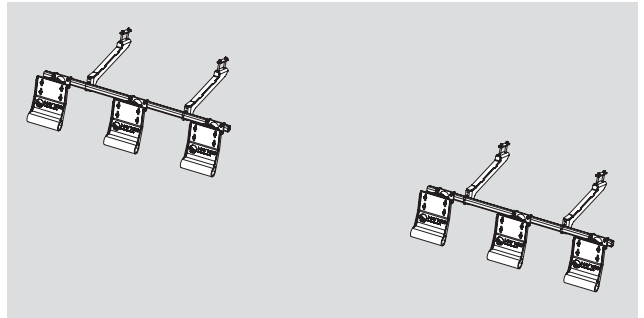
Part No. 73344421



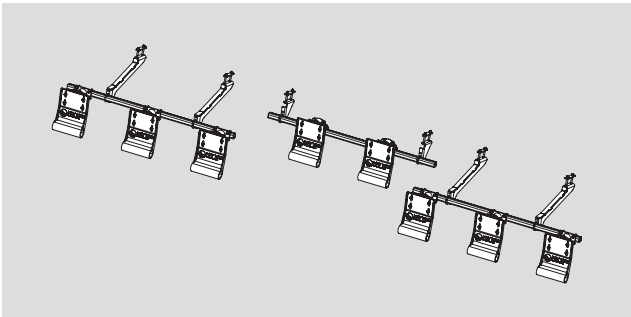
Part No. 73344423



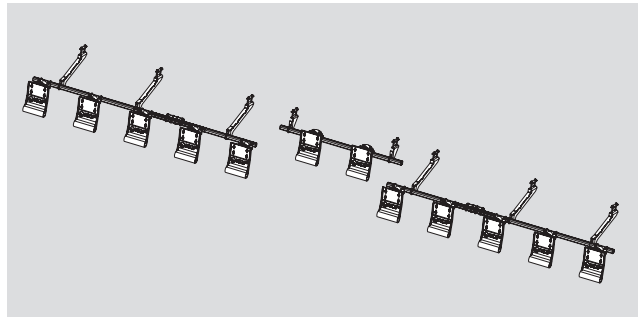
Part No. 73344425



Part No. 73344427



Part No. 73344430



Part No. 73344432

JOHN DEERE 90 & 40 SERIES KITS

WITH TOOLBAR

DESCRIPTION	PART NO	TOOLBAR	HEAD MOUNTING BRACKETS	TOOLBAR SPLICE
2 Row Kit (2 Outer Rows)	73344421	Qty: 2 (72")	Qty: 4 ea.	N/A
4 Row Kit (4 Outer Rows)	73344423	Qty: 2 (72")	Qty: 4 ea.	N/A
6 Row Kit (4 Outer Rows + 2 Inner Rows)	73344425	Qty: 3 (72")	Qty: 6 ea.	N/A
6 Row Kit (6 Outer Rows)	73344427	Qty: 2 (72")	Qty: 4 ea.	N/A
8 Row Kit (6 Outer Rows + 2 Inner Rows)	73344429	Qty: 3 (72")	Qty: 6 ea.	N/A
12 Row Kit (10 Outer Rows + 2 Inner Rows)	73344431	Qty: 5 (72")	Qty: 8 ea.	Qty: 2 ea.

WITHOUT TOOLBAR

DESCRIPTION	PART NO	TOOLBAR	HEAD MOUNTING BRACKETS	TOOLBAR SPLICE
2 Row Kit (2 Outer Rows)	73344422	NOT INCLUDED	Qty: 4 ea.	N/A
4 Row Kit (4 Outer Rows)	73344424	NOT INCLUDED	Qty: 4 ea.	N/A
6 Row Kit (4 Outer Rows + 2 Inner Rows)	73344426	NOT INCLUDED	Qty: 6 ea.	N/A
6 Row Kit (6 Outer Rows)	73344428	NOT INCLUDED	Qty: 4 ea.	N/A
8 Row Kit (6 Outer Rows + 2 Inner Rows)	73344430	NOT INCLUDED	Qty: 6 ea.	N/A
12 Row Kit (10 Outer Rows + 2 Inner Rows)	73344432	NOT INCLUDED	Qty: 8 ea.	Qty: 2 ea.

REPLACEMENT PARTS

DESCRIPTION	PART NO	DESCRIPTION	PART NO
12" Shoe	73344179	Toolbar Mount Bracket	73343876
Single Row 12" Shoe	73343877	Toolbar Bracket Assembly	73344667
Single Center 12" Shoe	73344002	Toolbar Splice	73341224
Torsion Unit	73343995	Outer Header Bracket	73344433
2x2 Toolbar - 72"	73343119	Inner Header Bracket	73344434
2x2 Toolbar - 102"	73343120		

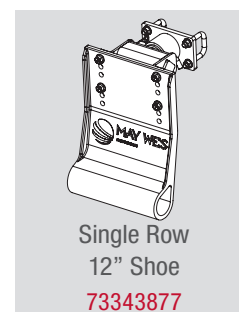
The 2x2 toolbar is required but can be purchased locally to reduce shipping cost.

This is standard 2x2 square 3/16" – sidewall tubing available from most fabrication shops or metal supply companies.

REPLACEMENT PARTS



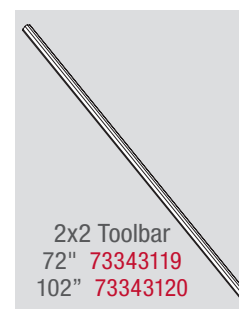
12" Shoe
73344179



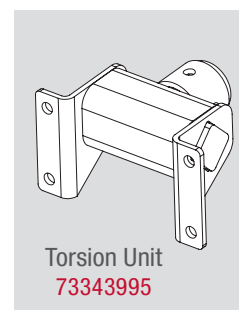
Single Row
12" Shoe
73343877



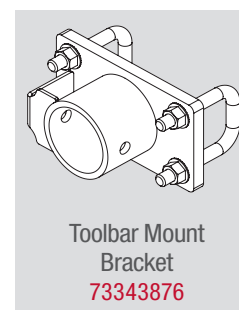
Single Center 12" Shoe
73344002



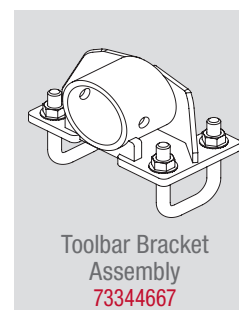
2x2 Toolbar
72" 73343119
102" 73343120



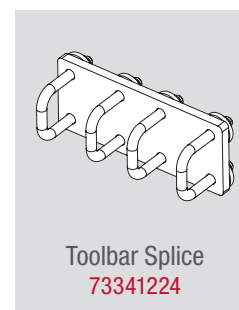
Torsion Unit
73343995



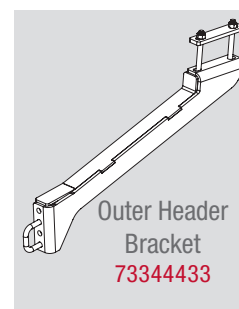
Toolbar Mount
Bracket
73343876



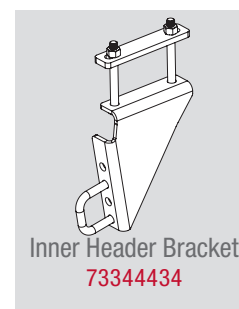
Toolbar Bracket
Assembly
73344667



Toolbar Splice
73341224

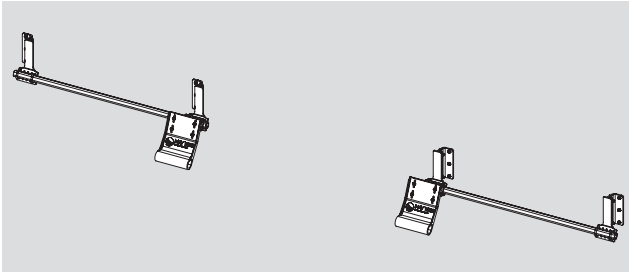


Outer Header
Bracket
73344433

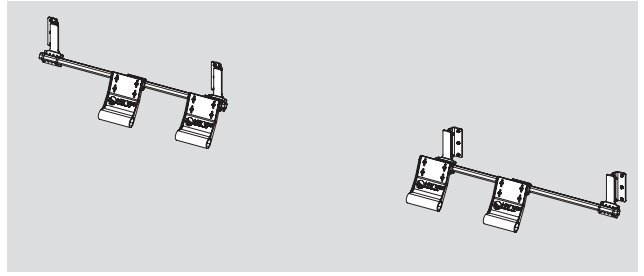


Inner Header Bracket
73344434

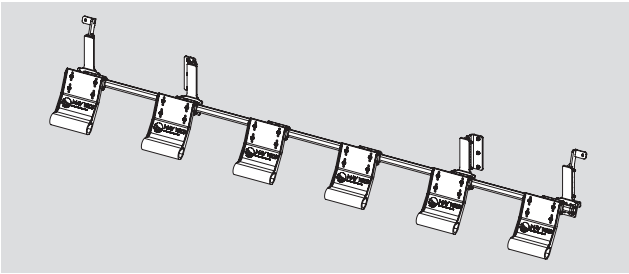
DRAGO GT SERIES - 2-18 ROW HEAD KITS



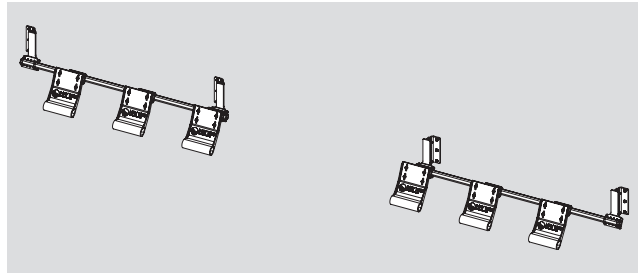
Part No. 73343861



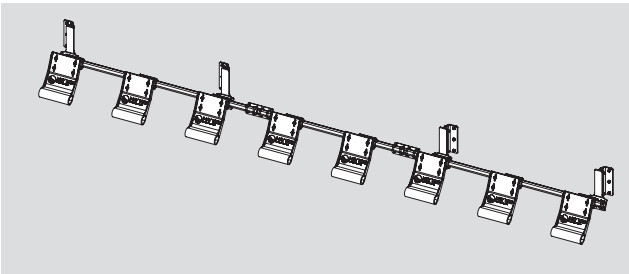
Part No. 73343862



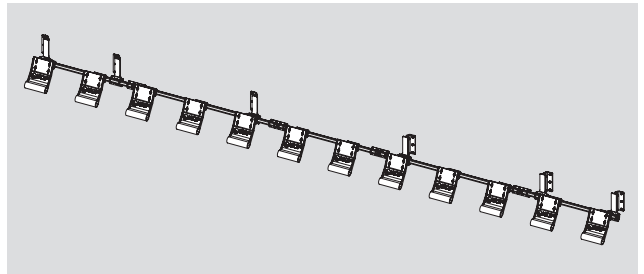
Part No. 73343863



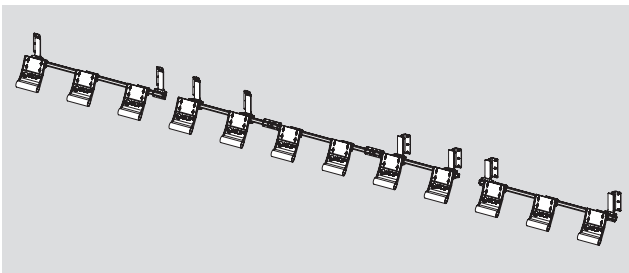
Part No. 73343863




Part No. 73343864



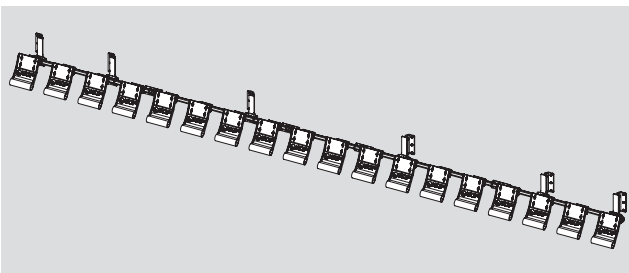
Part No. 73373865



Part No. 73344435



Part No. 73343866



Part No. 73343867

The 2x2 toolbar is required but can be purchased locally to reduce shipping cost.

This is standard 2x2 square 3/16" – sidewall tubing available from most fabrication shops or metal supply companies.

DRAGO GT SERIES - 2-18 ROW HEAD KITS

WITH TOOLBAR

DESCRIPTION	PART NO	TOOLBAR	HEAD MOUNTING BRACKETS	TOOLBAR SPLICE
2 Row Kit [!]	73343861	Qty: 2 (72")	Qty: 4 ea.	N/A
4 Row Kit [!]	73343862	Qty: 2 (72")	Qty: 4 ea.	N/A
6 Row Kit * [!] (Inner Rows)	73343863	Qty: 2 (102")	Qty: 4 ea.	N/A
6 Row Kit [!] (Outer Rows)	73343863	Qty: 2 (102")	Qty: 4 ea.	N/A
8 Row Kit *	73343864	Qty: 3 (102")	Qty: 4 ea.	Qty: 2 ea.
12 Row Kit *	73373865	Qty: 2 (72") + Qty: 3 (102")	Qty: 6 ea.	Qty: 4 ea.
12 Row Kit * (Folding Head)	73344435	Qty: 2 (72") + Qty: 3 (102")	Qty: 8 ea.	Qty: 2 ea.
16 Row Kit *	73343866	Qty: 5 (102")	Qty: 8 ea.	Qty: 4 ea.
18 Row Kit *	73343867	Qty: 2 (72") + Qty: 3 (102")	Qty: 6 ea.	Qty: 4 ea.

* Due to variation of implement configurations, row coverage under the feederhouse may not be applicable.

WITHOUT TOOLBAR

DESCRIPTION	PART NO	TOOLBAR	HEAD MOUNTING BRACKETS	TOOLBAR SPLICE
2 Row Kit [!]	73343868	NOT INCLUDED	Qty: 4 ea.	N/A
4 Row Kit [!]	73343869	NOT INCLUDED	Qty: 4 ea.	N/A
6 Row Kit * [!] (Inner Rows)	73343870	NOT INCLUDED	Qty: 4 ea.	N/A
6 Row Kit [!] (Outer Rows)	73343870	NOT INCLUDED	Qty: 4 ea.	N/A
8 Row Kit *	73343871	NOT INCLUDED	Qty: 4 ea.	Qty: 2 ea.
12 Row Kit * [!]	73343872	NOT INCLUDED	Qty: 6 ea.	Qty: 4 ea.
12 Row Kit (Folding Head)	73344436	NOT INCLUDED	Qty: 8 ea.	Qty: 2 ea.
16 Row Kit	73343873	NOT INCLUDED	Qty: 8 ea.	Qty: 4 ea.
18 Row Kit	73343874	NOT INCLUDED	Qty: 6 ea.	Qty: 4 ea.

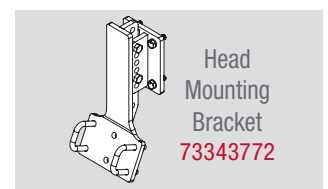

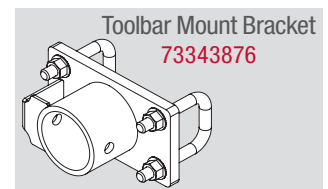
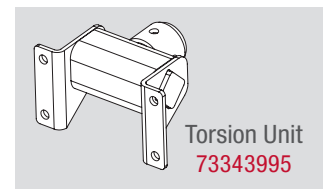
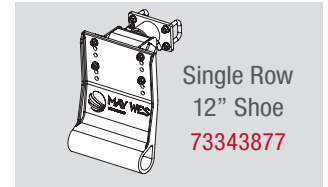
* Due to variation of implement configurations, row coverage under the feederhouse may not be applicable.

[!] GT 6 row heads require below Header Bracket, not included in the above kit.
(Also applicable if covering 2 or 4 rows on a 6 row head.)

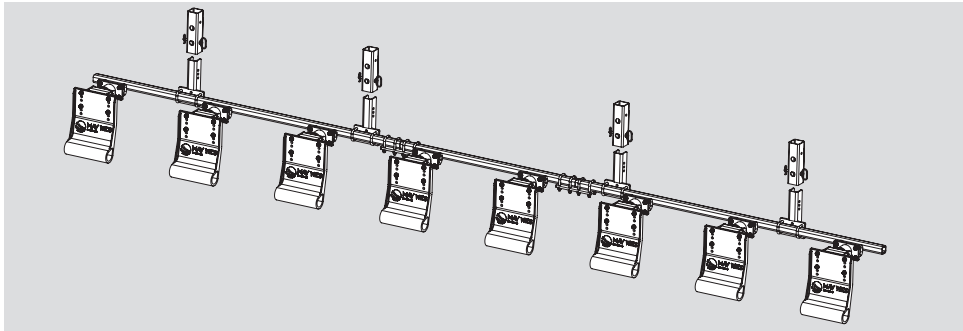
REPLACEMENT PARTS

DESCRIPTION	PART NO	DESCRIPTION	PART NO
12" Shoe	73344179	Toolbar Mount Bracket	73343876
Single Row 12" Shoe	73343877	Toolbar Splice	73341224
Torsion Unit	73343995	Head Mounting Bracket	73343772
2x2 Toolbar - 72"	73343119	GT 6 Row Header Bracket [!]	73344437
2x2 Toolbar - 102"	73343120		

REPLACEMENT PARTS



DRAGO SERIES I & II



WITH TOOLBAR

NOTE: Toolbar configuration based on 30" rows; kit will accommodate narrower rows.

DESCRIPTION	PART NO	TOOLBAR	HEAD MOUNTING BRACKETS	TOOLBAR SPLICE
2 Row Kit [!]	73344003	Qty: 2 (72")	Qty 4 ea.	N/A
4 Row Kit [!]	73344004	Qty: 2 (72")	Qty 4 ea.	N/A
6 Row Kit * [!]	73344005	Qty: 2 (102")	Qty 4 ea.	N/A
8 Row Kit *	73344006	Qty: 3 (102")	Qty 4 ea.	Qty 2 ea.
12 Row Kit **	73344007	Qty: 2 (72") + Qty: 3 (102")	Qty 4 ea.	Qty 2 ea.
12 Row Kit ***	73344008	Qty: 5 (72")	Qty 8 ea.	Qty 4 ea.
16 Row Kit *	73344009	Qty: 5 (102")	Qty 4 ea.	Qty 4 ea.
18 Row Kit *	73344010	Qty: 5 (102")	Qty 8 ea.	Qty 4 ea.

WITHOUT TOOLBAR

The 2x2 toolbar is required but can be purchased locally to reduce shipping cost. This is standard 2x2 square 3/16" – sidewall tubing available from most fabrication shops or metal supply companies.

DESCRIPTION	PART NO	TOOLBAR	HEAD MOUNTING BRACKETS	TOOLBAR SPLICE
2 Row Kit	73344011	NOT INCLUDED	Qty: 4 ea.	N/A
4 Row Kit [!]	73344012	NOT INCLUDED	Qty 4 ea.	N/A
6 Row Kit * [!]	73344013	NOT INCLUDED	Qty 4 ea.	N/A
8 Row Kit * [!]	73344014	NOT INCLUDED	Qty 4 ea.	Qty 2 ea.
12 Row Kit **	73344015	NOT INCLUDED	Qty 4 ea.	Qty 2 ea.
12 Row Kit ***	73344016	NOT INCLUDED	Qty 8 ea.	Qty 2 ea.
16 Row Kit *	73344017	NOT INCLUDED	Qty 8 ea.	Qty 2 ea.
18 Row Kit *	73344018	NOT INCLUDED	Qty 8 ea.	Qty 2 ea.

[!] Series II 6 row heads require below Offset Bracket not included in the above kit.
(Also applicable if covering only 2 or 4 rows on a 6 row head.)

* Due to variation of implement configurations, row coverage under the feederhouse may not be applicable.

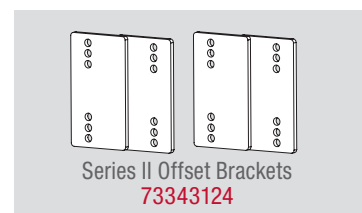
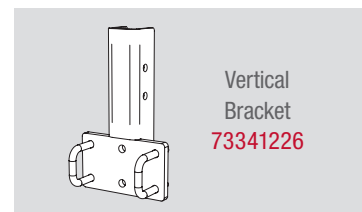
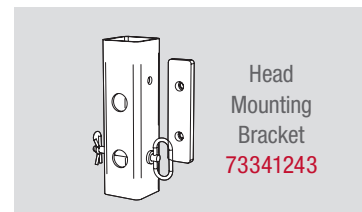
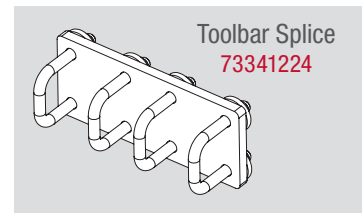
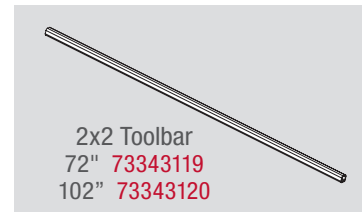

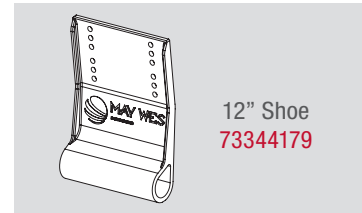
** This 12-Row kit accommodates 20", 22" & 30" row spacing

*** This 12-Row kit accommodates folding heads

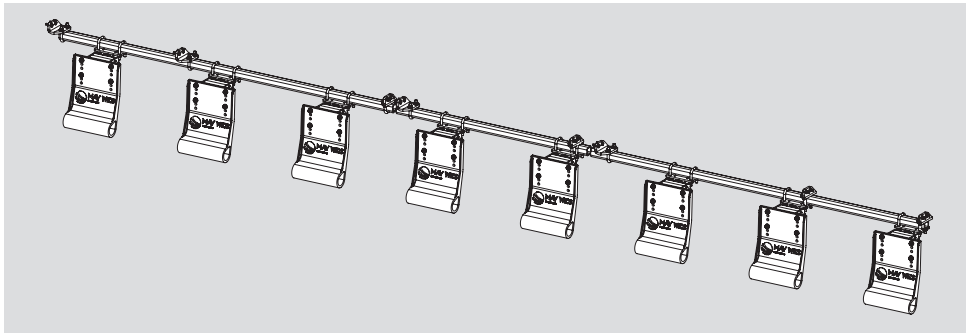
REPLACEMENT PARTS

DESCRIPTION	PART NO	DESCRIPTION	PART NO
Single Row 12" Shoe	73343877	Head Mounting Bracket	73341243
12" Shoe	73344179	Vertical Bracket	73341226
2x2 Toolbar - 72"	73343119	Toolbar Splice	73341224
2x2 Toolbar - 102"	73343120	Series II Offset Brackets [!]	73343124

REPLACEMENT PARTS



GERINGHOFF HORIZON SERIES



WITH TOOLBAR

NOTE: Toolbar configuration based on 30" rows; kit will accommodate narrower rows.

DESCRIPTION	PART NO	TOOLBAR	HEAD MOUNTING BRACKETS	TOOLBAR SPLICE
2 Row Kit	73344180	Qty: 2 (72")	Qty 2 ea.	N/A
4 Row Kit	73344181	Qty: 2 (72")	Qty 2 ea.	N/A
6 Row Kit *	73344182	Qty: 2 (102")	Qty 4 ea.	N/A
8 Row Kit *	73344183	Qty: 1 (72") + Qty: 2 (102")	Qty 4 ea.	Optional
12 Row Kit *	73344184	Qty: 4 (102")	Qty 6 ea.	Optional
16 Row Kit *	73344185	Qty: 5 (102")	Qty 6 ea.	Optional
18 Row Kit **	73344186	Qty: 5 (102")	Qty 8 ea.	Optional

WITHOUT TOOLBAR

The 2x2 toolbar is required but can be purchased locally to reduce shipping cost. This is standard 2x2 square 3/16" – sidewall tubing available from most fabrication shops or metal supply companies.

DESCRIPTION	PART NO	TOOLBAR	HEAD MOUNTING BRACKETS	TOOLBAR SPLICE
2 Row Kit	73344187	NOT INCLUDED	Qty 2 ea.	N/A
4 Row Kit	73344188	NOT INCLUDED	Qty 2 ea.	N/A
6 Row Kit *	73344189	NOT INCLUDED	Qty 4 ea.	N/A
8 Row Kit *	73344190	NOT INCLUDED	Qty 4 ea.	Optional
12 Row Kit *	73344191	NOT INCLUDED	Qty 6 ea.	Optional
16 Row Kit *	73344192	NOT INCLUDED	Qty 6 ea.	Optional
18 Row Kit **	73344193	NOT INCLUDED	Qty 8 ea.	Optional

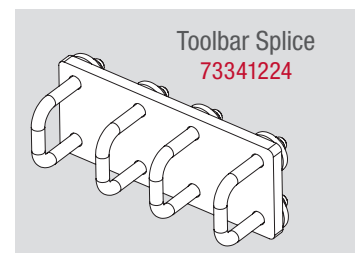
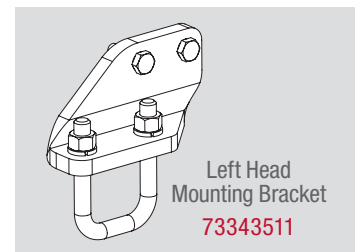
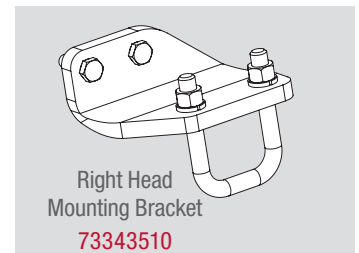
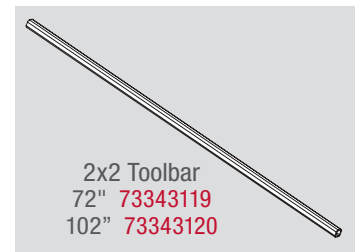
* Due to variation of implement configurations, row coverage under the feederhouse may not be applicable.

** This kit accommodates 20" & 22" row spacing.

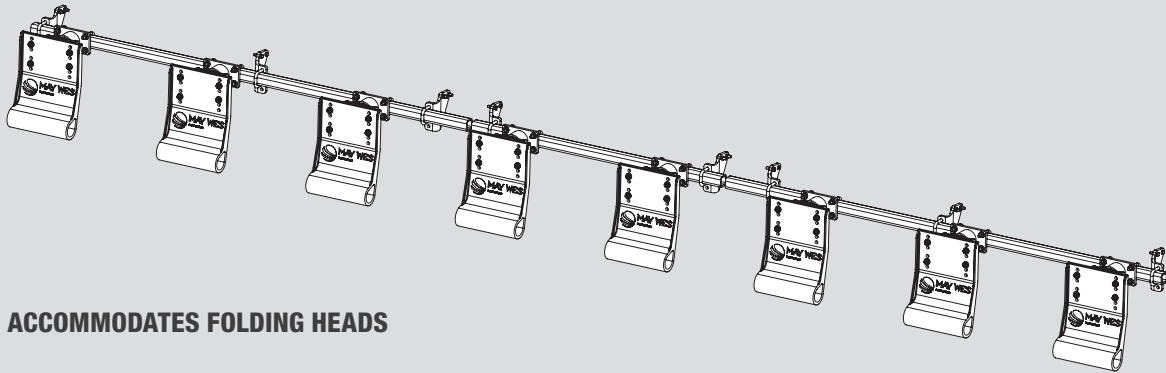
REPLACEMENT PARTS

DESCRIPTION	PART NO	DESCRIPTION	PART NO
12" Shoe	73344179	Right Head Mounting Bracket	73343510
Single Row Shoe	73344002	Left Head Mounting Bracket	73343511
2x2 Toolbar - 72"	73343119	Toolbar Splice	73341224
2x2 Toolbar - 102"	73343120		

REPLACEMENT PARTS



GERINGHOFF PATRIOT / NORTHSTAR / ROTA DISC SERIES KITS



NOTE: ACCOMMODATES FOLDING HEADS

WITH TOOLBAR

NOTE: Toolbar configuration based on 30" rows; kit will accommodate narrower rows.

DESCRIPTION	PART NO	TOOLBAR	HEAD MOUNTING BRACKETS	TOOLBAR SPLICE	END SUPPORT KIT
2 Row Kit	73344194	Qty: 2 (72")	Qty 2 ea.	N/A	Optional
4 Row Kit	73344195	Qty: 2 (72")	Qty 2 ea.	N/A	Optional
6 Row Kit *	73344196	Qty: 2 (102")	Qty 4 ea.	N/A	Optional
8 Row Kit *	73344197	Qty: 2 (72") + Qty: 3 (102")	Qty 4 ea.	Optional	Qty 1 ea.
12 Row Kit *	73344198	Qty: 4 (102")	Qty 6 ea.	Optional	Optional
16 Row Kit *	73344199	Qty: 5 (102")	Qty 6 ea.	Optional	Optional
18 Row Kit **	73344200	Qty: 5 (102")	Qty 8 ea.	Optional	Optional

WITHOUT TOOLBAR

The 2x2 toolbar is required but can be purchased locally to reduce shipping cost. This is standard 2x2 square 3/16" – sidewall tubing available from most fabrication shops or metal supply companies.

DESCRIPTION	PART NO	TOOLBAR	HEAD MOUNTING BRACKETS	TOOLBAR SPLICE	END SUPPORT KIT
2 Row Kit	73344201	NOT INCLUDED	Qty 2 ea.	N/A	Optional
4 Row Kit	73344202	NOT INCLUDED	Qty 2 ea.	N/A	Optional
6 Row Kit *	73344203	NOT INCLUDED	Qty 4 ea.	N/A	Optional
8 Row Kit *	73344204	NOT INCLUDED	Qty 4 ea.	Optional	Qty 1 ea.
12 Row Kit *	73344205	NOT INCLUDED	Qty 6 ea.	Optional	Optional
16 Row Kit *	73344206	NOT INCLUDED	Qty 6 ea.	Optional	Optional
18 Row Kit **	73344207	NOT INCLUDED	Qty 8 ea.	Optional	Optional


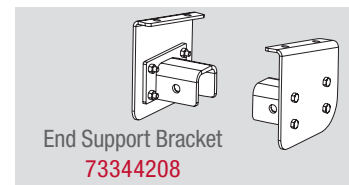
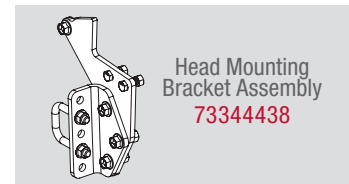
* Due to variation of implement configurations, row coverage under the feederhouse may not be applicable.

** This kit accommodates 20" & 22" row spacing.

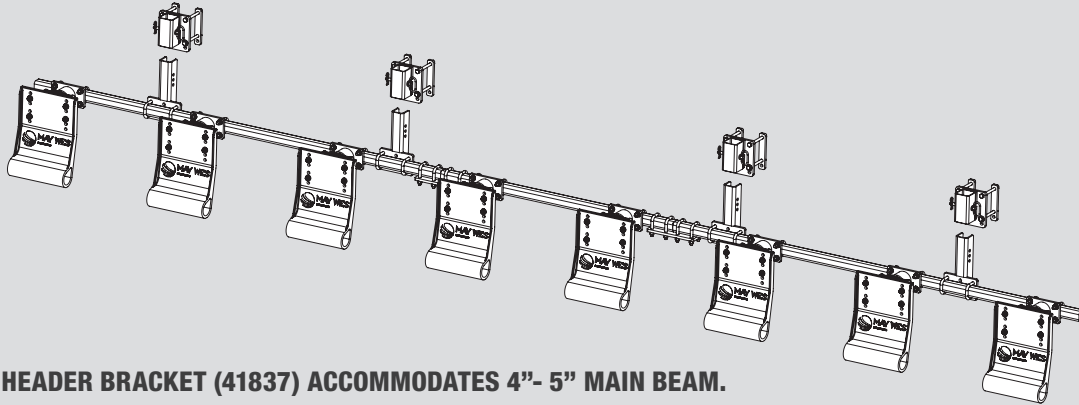
REPLACEMENT PARTS

DESCRIPTION	PART NO	DESCRIPTION	PART NO
Single Row 12" Shoe	73343877	Head Mounting Bracket Assembly	73344438
12" Shoe	73344179	Toolbar Splice	73341224
2x2 Toolbar - 72"	73343119	End Support Bracket	73344208
2x2 Toolbar - 102"	73343120		

REPLACEMENT PARTS



LEXION KITS



NOTE: HEADER BRACKET (41837) ACCOMMODATES 4"- 5" MAIN BEAM.

WITH TOOLBAR

NOTE: Toolbar configuration based on 30" rows; kit will accommodate narrower rows.

DESCRIPTION	PART NO	TOOLBAR	HEAD MOUNTING BRACKETS	TOOLBAR SPLICE
2 Row Kit	73344439	Qty: 2 (72")	Qty 4 ea.	N/A
4 Row Kit	73344441	Qty: 2 (72")	Qty 4 ea.	N/A
6 Row Kit *	73344443	Qty: 2 (102")	Qty 4 ea.	N/A
8 Row Kit *	73344445	Qty: 3 (102")	Qty 4 ea.	Qty 2 ea.
12 Row Kit *	73344447	Qty: 2 (72") + Qty: 3 (102")	Qty 4 ea.	Qty 4 ea.
16 Row Kit *	73344449	Qty: 5 (102")	Qty 4 ea.	Qty 4 ea.

REPLACEMENT PARTS



12" Shoe
73344179



Single Row
12" Shoe
73343877

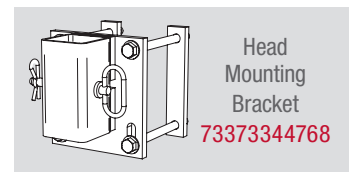
WITHOUT TOOLBAR

The 2x2 toolbar is required but can be purchased locally to reduce shipping cost. This is standard 2x2 square 3/16" – sidewall tubing available from most fabrication shops or metal supply companies.


DESCRIPTION	PART NO	TOOLBAR	HEAD MOUNTING BRACKETS	TOOLBAR SPLICE
2 Row Kit	73344440	NOT INCLUDED	Qty 4 ea.	N/A
4 Row Kit	73344442	NOT INCLUDED	Qty 4 ea.	N/A
6 Row Kit *	73344444	NOT INCLUDED	Qty 4 ea.	N/A
8 Row Kit *	73344446	NOT INCLUDED	Qty 4 ea.	Qty 2 ea.
12 Row Kit *	73344448	NOT INCLUDED	Qty 4 ea.	Qty 2 ea.
16 Row Kit *	73344450	NOT INCLUDED	Qty 4 ea.	Qty 2 ea.



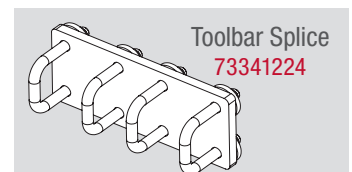
2x2 Toolbar
72" 73343119
102" 73343120



Head
Mounting
Bracket
73373344768



Vertical
Bracket
73341226



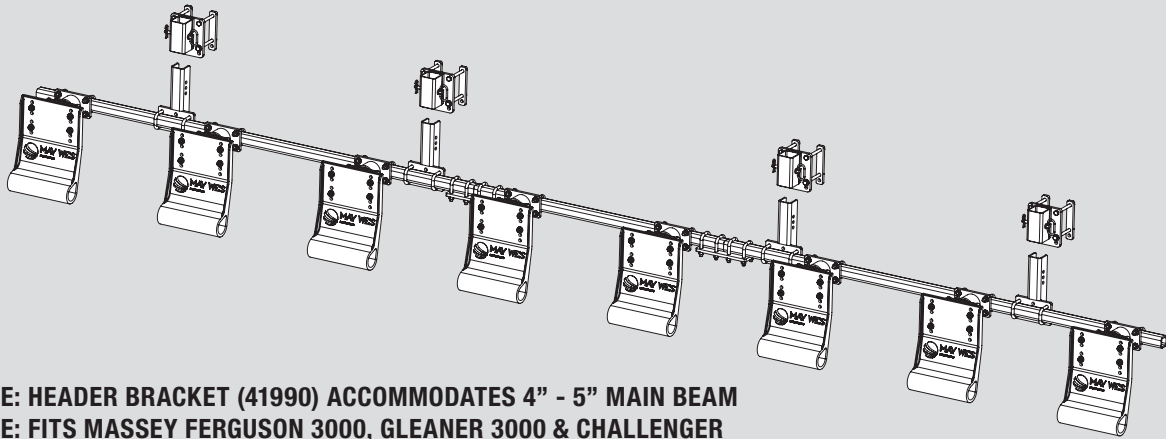
Toolbar Splice
73341224

* Due to variation of implement configurations, row coverage under the feederhouse may not be applicable.

REPLACEMENT PARTS

DESCRIPTION	PART NO	DESCRIPTION	PART NO
Single Row 12" Shoe	73343877	Head Mounting Bracket	77341254
12" Shoe	73344179	Vertical Bracket	73343511
2x2 Toolbar - 72"	73343119	Toolbar Splice	73341224
2x2 Toolbar - 102"	73343120		

AGCO: GLEANER / MASSEY / CHALLENGER KITS



NOTE: HEADER BRACKET (41990) ACCOMMODATES 4" - 5" MAIN BEAM
NOTE: FITS MASSEY FERGUSON 3000, GLEANER 3000 & CHALLENGER

WITH TOOLBAR

NOTE: Toolbar configuration based on 30" rows; kit will accommodate narrower rows.

DESCRIPTION	PART NO	TOOLBAR	HEAD MOUNTING BRACKETS	TOOLBAR SPLICE
2 Row Kit	73344451	Qty: 2 (72")	N/A	N/A
4 Row Kit	73344453	Qty: 2 (72")	Qty 4 ea.	N/A
6 Row Kit *	73344455	Qty: 2 (102")	Qty 4 ea.	N/A
8 Row Kit *	73344457	Qty: 3 (102")	Qty 4 ea.	Qty 2 ea.
12 Row Kit *	73344459	Qty: 2 (72") + Qty: 3 (102")	Qty 4 ea.	Qty 4 ea.

WITHOUT TOOLBAR

The 2x2 toolbar is required but can be purchased locally to reduce shipping cost. This is standard 2x2 square 3/16" – sidewall tubing available from most fabrication shops or metal supply companies.

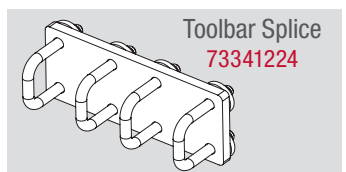
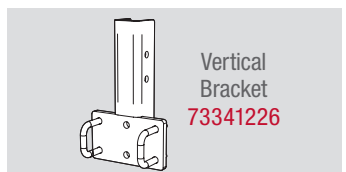
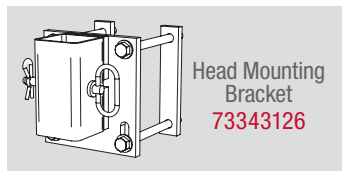

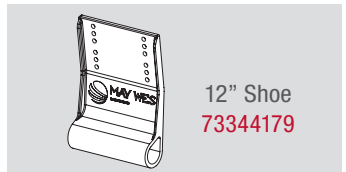
DESCRIPTION	PART NO	TOOLBAR	HEAD MOUNTING BRACKETS	TOOLBAR SPLICE
2 Row Kit	73344452	NOT INCLUDED	Qty 4 ea.	N/A
4 Row Kit	73344454	NOT INCLUDED	Qty 4 ea.	N/A
6 Row Kit *	73344456	NOT INCLUDED	Qty 4 ea.	N/A
8 Row Kit *	73344458	NOT INCLUDED	Qty 4 ea.	Qty 2 ea.
12 Row Kit *	73344460	NOT INCLUDED	Qty 4 ea.	Qty 2 ea.

* Due to variation of implement configurations, row coverage under the feederhouse may not be applicable.

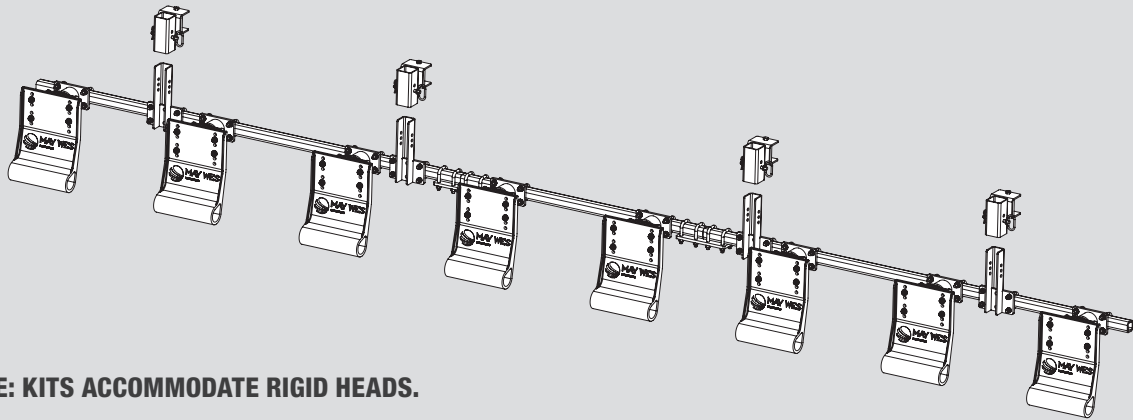
REPLACEMENT PARTS

DESCRIPTION	PART NO
12" Shoe	73344179
Single Row Shoe	73343877
2x2 Toolbar - 72"	73343119
2x2 Toolbar - 102"	73343120
Head Mounting Bracket	73343126
Vertical Bracket	73341226
Toolbar Splice	73341224

REPLACEMENT PARTS



CAPELLO KITS



NOTE: KITS ACCOMMODATE RIGID HEADS.

WITH TOOLBAR

NOTE: Toolbar configuration based on 30" rows; kit will accommodate narrower rows.

DESCRIPTION	PART NO	TOOLBAR	HEAD MOUNTING BRACKETS	TOOLBAR SPLICE
2 Row Kit	73344461	Qty 2: 72"	N/A	N/A
4 Row Kit	73344463	Qty 2: 72"	Qty 4 ea.	N/A
6 Row Kit *	73344465	Qty 2: 102"	Qty 4 ea.	N/A
8 Row Kit *	73344467	Qty 3: 102"	Qty 4 ea.	Qty 2 ea.
12 Row Kit *	73344469	Qty: 2 (72") + Qty: 3 (102")	Qty 4 ea.	Qty 4 ea.
16 Row Kit *	73344471	Qty 5: 102"	Qty 4 ea.	Qty 4 ea.

WITHOUT TOOLBAR

The 2x2 toolbar is required but can be purchased locally to reduce shipping cost. This is standard 2x2 square 3/16" – sidewall tubing available from most fabrication shops or metal supply companies.

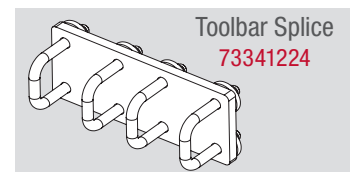

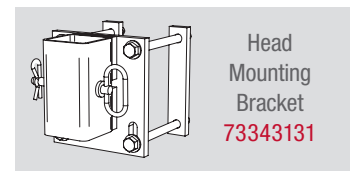

DESCRIPTION	PART NO	TOOLBAR	HEAD MOUNTING BRACKETS	TOOLBAR SPLICE
2 Row Kit	73344462	NOT INCLUDED	Qty 4 ea.	N/A
4 Row Kit	73344464	NOT INCLUDED	Qty 4 ea.	N/A
6 Row Kit *	73344466	NOT INCLUDED	Qty 4 ea.	N/A
8 Row Kit *	73344468	NOT INCLUDED	Qty 4 ea.	Qty 2 ea.
12 Row Kit *	73344470	NOT INCLUDED	Qty 4 ea.	Qty 2 ea.
16 Row Kit *	73344472	NOT INCLUDED	Qty 4 ea.	Qty 2 ea.

* Due to variation of implement configurations, row coverage under the feederhouse may not be applicable.

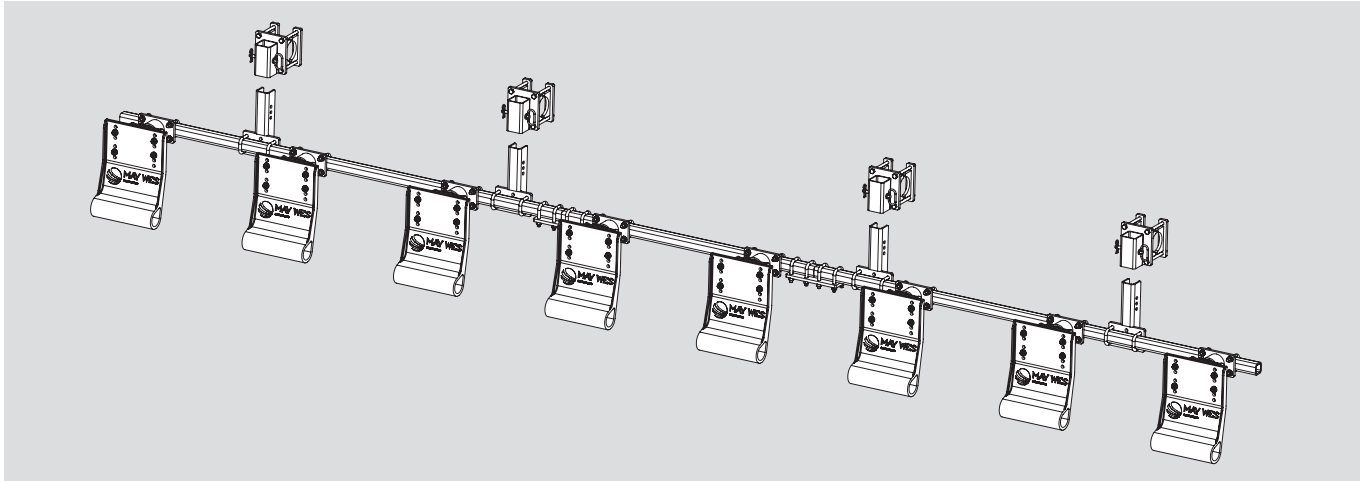
REPLACEMENT PARTS

DESCRIPTION	PART NO	DESCRIPTION	PART NO
12" Shoe	73344179	Head Mounting Bracket	73343131
Single Row 12" Shoe	73343877	Vertical Bracket	73341226
2x2 Toolbar - 72"	73343119	Toolbar Splice	73341224
2x2 Toolbar - 102"	73343120		

REPLACEMENT PARTS



FANTINI KITS



WITH TOOLBAR

NOTE: Toolbar configuration based on 30" rows; kit will accommodate narrower rows.

DESCRIPTION	PART NO	TOOLBAR	HEAD MOUNTING BRACKETS	TOOLBAR SPLICE
2 Row Kit	73344473	Qty: 2 (72")	Qty 4 ea.	N/A
4 Row Kit	73344475	Qty: 2 (72")	Qty 4 ea.	N/A
6 Row Kit *	73344477	Qty: 2 (102")	Qty 4 ea.	N/A
8 Row Kit *	73344479	Qty: 3 (102")	Qty 4 ea.	Qty 2 ea.
12 Row Kit *	73344481	Qty: 2 (72") + Qty: 3 (102")	Qty 4 ea.	Qty 4 ea.

WITHOUT TOOLBAR

The 2x2 toolbar is required but can be purchased locally to reduce shipping cost. This is standard 2x2 square 3/16" – sidewall tubing available from most fabrication shops or metal supply companies.

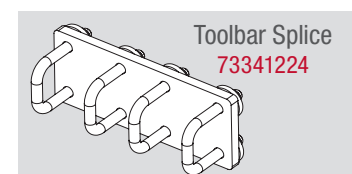

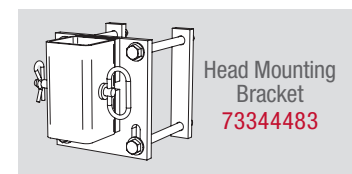
DESCRIPTION	PART NO	TOOLBAR	HEAD MOUNTING BRACKETS	TOOLBAR SPLICE
2 Row Kit	73344474	NOT INCLUDED	Qty 4 ea.	N/A
4 Row Kit	73344476	NOT INCLUDED	Qty 4 ea.	N/A
6 Row Kit *	73344478	NOT INCLUDED	Qty 4 ea.	N/A
8 Row Kit *	73344480	NOT INCLUDED	Qty 4 ea.	Qty 2 ea.
12 Row Kit *	73344482	NOT INCLUDED	Qty 4 ea.	Qty 2 ea.

* Due to variation of implement configurations, row coverage under the feederhouse may not be applicable.

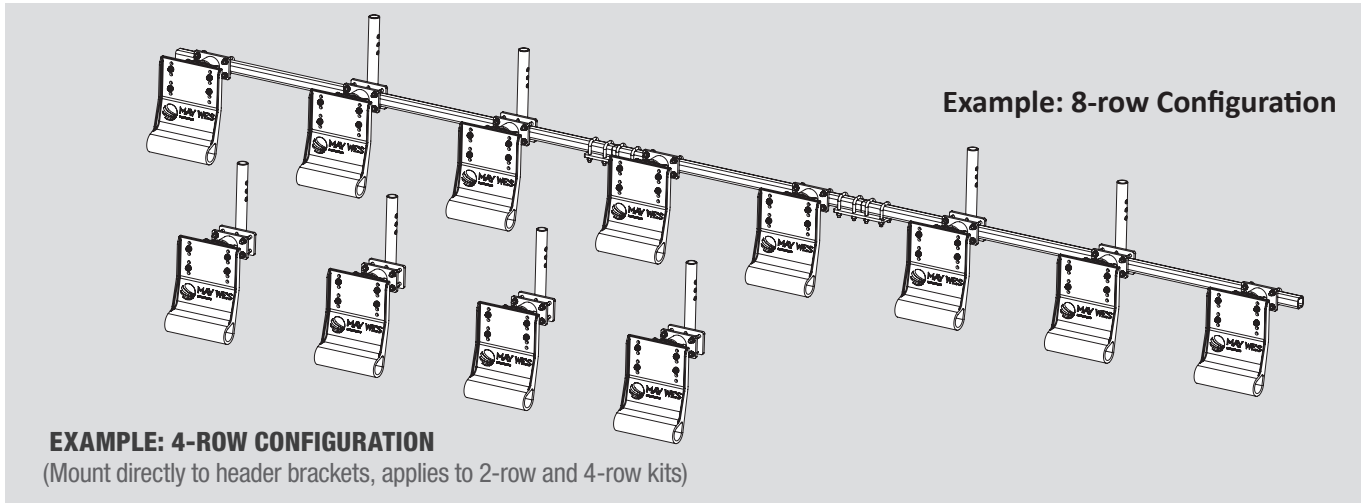
REPLACEMENT PARTS

DESCRIPTION	PART NO
12" Shoe	73344179
Single Row 12" Shoe	73343877
2x2 Toolbar - 72"	73343119
2x2 Toolbar - 102"	73343120
Head Mounting Bracket	73344483
Vertical Bracket	73341226
Toolbar Splice	73341224

REPLACEMENT PARTS



HARVESTEC 5000 / 6000 SERIES KITS



WITH TOOLBAR

NOTE: Toolbar configuration based on 30" rows; kit will accommodate narrower rows.

DESCRIPTION	PART NO	TOOLBAR	HEAD MOUNTING BRACKETS	TOOLBAR SPLICE
2 Row Kit	73344484	NOT REQUIRED	Qty 2 ea.	N/A
4 Row Kit	73344485	NOT REQUIRED	Qty 4 ea.	N/A
6 Row Kit **	73344486	Qty: 2 (102")	Qty 4 ea.	N/A
8 Row Kit **	73344488	Qty: 3 (102")	Qty 4 ea.	Qty 2 ea.
12 Row Kit **	73344490	Qty: 2 (72") + Qty: 3 (102")	Qty 4 ea.	Qty 4 ea.

WITHOUT TOOLBAR

The 2x2 toolbar is required but can be purchased locally to reduce shipping cost. This is standard 2x2 square 3/16" – sidewall tubing available from most fabrication shops or metal supply companies.

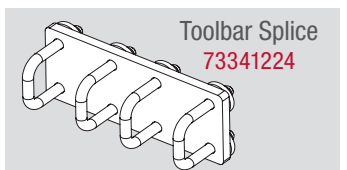
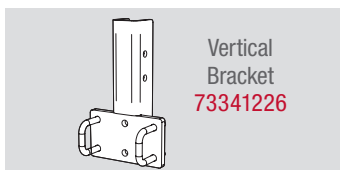



DESCRIPTION	PART NO	TOOLBAR	HEAD MOUNTING BRACKETS	TOOLBAR SPLICE
6 Row Kit *	73344487	NOT INCLUDED	Qty 4 ea.	N/A
8 Row Kit *	73344489	NOT INCLUDED	Qty 4 ea.	N/A
12 Row Kit *	73344491	NOT INCLUDED	Qty 4 ea.	N/A

* Due to variation of implement configurations, row coverage under the feederhouse may not be applicable.

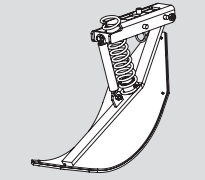

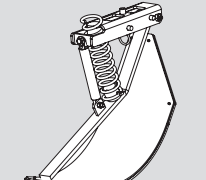
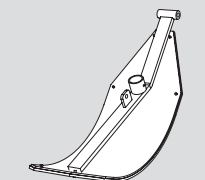
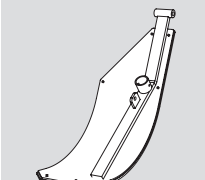
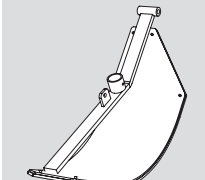
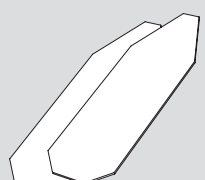
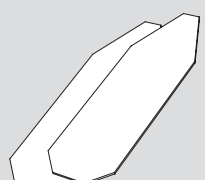
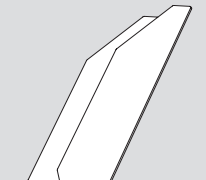
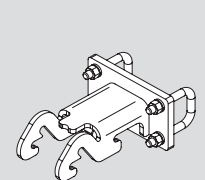
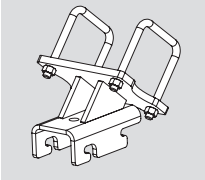
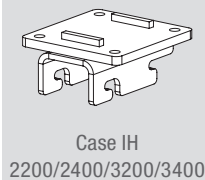
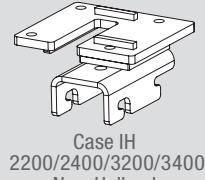
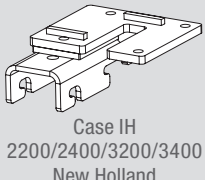

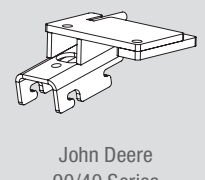

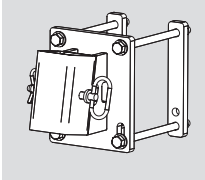

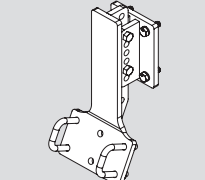
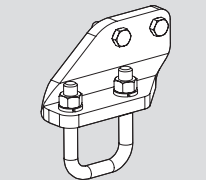
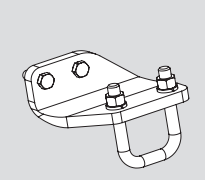
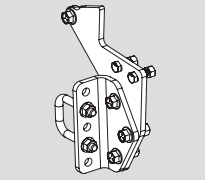
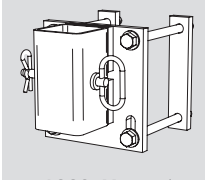
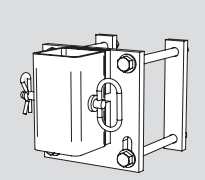
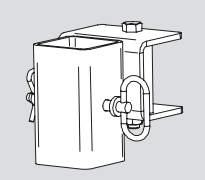
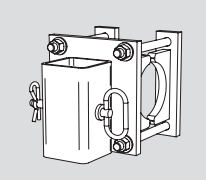
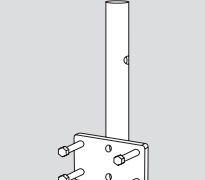
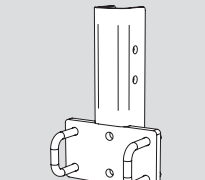
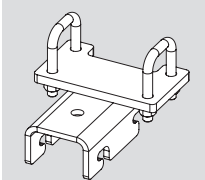
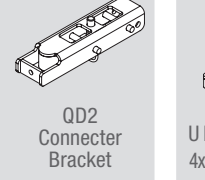
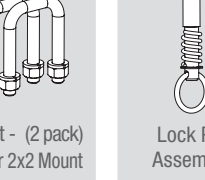
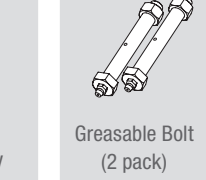
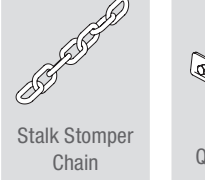
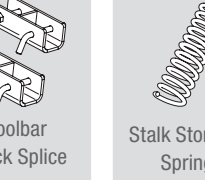
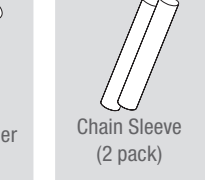
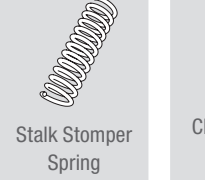

REPLACEMENT PARTS

DESCRIPTION	PART NO
12" Shoe	73344179
Single Row 12" Shoe	73343877
2x2 Toolbar - 72"	73343119
2x2 Toolbar - 102"	73343120
Head Mounting Bracket	73343123
Toolbar Splice	73341224

REPLACEMENT PARTS



QUICK DISCONNECT 2 STALK STOMPERS REPLACEMENT PARTS

 QD2 Stalk Stomper Assembly without mount bracket - 9" Shoe	 QD2 Right Offset Stalk Stomper Assembly without mount bracket	 QD2 Left Offset Stalk Stomper Assembly without mount bracket	 QD2 Shoe with Poly Cover - 9" Shoe	 QD2 Right Offset Shoe with Poly Cover	 QD2 Left Offset Shoe with Poly Cover
 9" Poly Shoe Cover with hardware	 14" Poly Shoe Cover with hardware	 Offset Poly Shoe Cover with hardware	 QD2 Mount Bracket	 Case IH 2600/4200/4400 New Holland 99C/98D QD2 Header Bracket	 Case IH 2200/2400/3200/3400 New Holland 96C/96D/98C/98D/996 QD2 Header Bracket
 Case IH 2200/2400/3200/3400 New Holland 96C/96D/98C/98D/996 Right Offset QD2 Header Bracket	 Case IH 2200/2400/3200/3400 New Holland 96C/96D/98C/98D/996 Left Offset QD2 Header Bracket	 John Deere 90/40 Series QD2 Header Bracket	 John Deere 90/40 Series Right Offset QD2 Header Bracket	 John Deere 90/40 Series Left Offset QD2 Header Bracket	 John Deere 600/700 Header Bracket
 Drago Series I & II Header Bracket	 Drago GT Header Bracket	 Geringhoff Horizon Left Header Bracket	 Geringhoff Horizon Right Header Bracket	 Geringhoff Patriot/Northstar/Rota Disc Header Bracket	 AGCO: Massey/Gleaner/Challenger Header Bracket
 Lexion Header Bracket	 Capello Header Bracket	 Fantini Header Bracket	 Harvestec Header Bracket	 Vertical Bracket	 QD2 Horizontal Mount Bracket
 QD2 Connector Bracket	 U Bolt - (2 pack) 4x4 or 2x2 Mount	 Lock Pin Assembly	 Greasable Bolt (2 pack)	 Stalk Stomper Chain	 Toolbar Quick Splice
				 Stalk Stomper Spring	 Chain Sleeve (2 pack)

QUICK DISCONNECT 2 STALK STOMPERS REPLACEMENT PARTS

REPLACEMENT PARTS

DESCRIPTION	PART NO	DESCRIPTION	PART NO
QD2 Stalk Stomper Assembly without mount bracket - 9" Shoe	73343140	QD2 Right Offset Stalk Stomper Assembly without mount bracket	73343147
QD2 Left Offset Stalk Stomper Assembly without mount bracket	73343148	QD2 Shoe with Poly Cover - 9" Shoe	73343121
QD2 Right Offset Shoe with Poly Cover	73341606	QD2 Left Offset Shoe with Poly Cover	73341608
Poly Shoe Cover with hardware - 9"	73340756	Poly Shoe Cover with hardware -14"	73341502
Offset Poly Shoe Cover with hardware	73341615	QD2 Connector Bracket	73343193
QD2 Mount Bracket	73343139	Case IH 2600/4200/4400 New Holland 99C/980 QD2 Header Bracket	73343142
Case IH 2200/2400/3200/3400 New Holland 96C/96D/98C/98D/996 QD2 Header Bracket	73343143	Case IH 2200/2400/3200/3400 New Holland 96C/96D/98C/98D/996 Right Offset QD2 Header Bracket	73343156
Case IH 2200/2400/3200/3400 New Holland 96C/96D/98C/98D/996 Left Offset QD2 Header Bracket	73343157	John Deere 90/40 Series QD2 Header Bracket	73343145
John Deere 90/40 Series Left Offset QD2 Header Bracket	73343158	John Deere 90/40 Series Right Offset QD2 Header Bracket	73343146
Drago Series I & II Header Bracket	73341243	John Deere 600/700 Header Bracket	73343122
Vertical Bracket	73341226	Drago GT Header Bracket	73343772
Geringhoff Horizon Right Header Bracket	73343510	Geringhoff Horizon Left Header Bracket	73343511
AGCO: Massey/Gleaner/Challenger Header Bracket	73343126	Geringhoff Patriot/Northstar/Rota Disc Header Bracket	73344438
Capello Header Bracket	73343131	Lexion Header Bracket	73344768
Fantini Header Bracket	73344483	Harvestec Header Bracket	73343123
U Bolt - 4x4 Mount (2 pack)	73344668	QD2 Horizontal Mount Bracket	73344669
Lock Pin Assembly	73343194	U Bolt - 2x2 Mount (2 pack)	73343127
Stalk Stomper Chain	73343098	Greasable Bolt (2 pack)	73343795
Stalk Stomper Spring	73343552	Toolbar Quick Splice <i>*drilling toolbar required</i>	73343130



**FOR MORE INFORMATION ON TRACTOR STALK STOMPERS
CONTACT MAY WES DIRECTLY AT 1-800-788-6483**

POLY PICKUP BANDS

A PRACTICAL REPLACEMENT FOR OEM METAL PICKUP BANDS

**EXPANDED
LINEUP**



Poly Pickup Bands are 1/2" thick and have an additional 1/4" thick reinforced support ring on the inside to strengthen and maintain their shape along with making them impact resistant.



73342921

73342924

73342925

73342926

73342927

73343883

73343756

CASE IH SQUARE BALER - Black

MODEL	REPLACES OEM	HEAD SIZE	QUANTITY REQUIRED	PART NO.
LB324, LB333, LB334, LB424, LB433, LB434, LBX322, LBX331, LBX332, LBX421, LBX422 (with Standard and Packer Cutter Head)	84468627 84607815 84801631 84214800 84274387	--	--	73342924
LB324, LB333, LB334, LB424, LB433, LB434, LBX322, LBX331, LBX332, LBX421, LBX422 (with Roto Cutter Head)	84607781 84274384	--	--	73342925
8550, 8570, 8575, 8585	700108607	--	--	73342921
SB521, SB531, SB541, SB551, SBX520, SBX530, SBX540, SBX550	86635483	--	--	77344498

CASE IH ROUND BALER - Black

MODEL	REPLACES OEM	HEAD SIZE	QUANTITY REQUIRED	PART NO.
RBX441	86619049	--	17	73343651
RBX442	86619049	--	11	73343651
RBX443	86619049	--	11	73343651
RBX443	86637150	--	11	73343652
RBX451	86618417	1.5m	23	73343883
RBX452	86618417	1.5m	23	73343883
RBX452	86643381	1.8m	27	73342926
RBX452	86643381	2.0m	31	73342926
RBX453	86618417	1.5m	23	73343883
RBX453	86618417	1.8m	27	73343883
RBX453	86643381	2.0m	31	73342926

Each band comes complete with hardware for easy installation.

POLY PICKUP BANDS

CASE IH ROUND BALER - Black

MODEL	REPLACES OEM	HEAD SIZE	QUANTITY REQUIRED	PART NO.
RBX461	86618417	1.5m	23	73343883
RBX462	86618417	1.5m	23	73343883
RBX462	86643381	1.8m	27	73342926
RBX462	86643381	2.0m	31	73342926
RBX463	86618417	1.5m	23	73343883
RBX463	86643381	1.8m	27	73342926
RBX463	86643381	2.0m	31	73342926
RBX552	87041202	Standard	23	73343653
RBX552	86643381	2.0m	Outer 10	73342926
-	87055363	-	Middle 21	73342927
RBX553	87041202	Standard	23	73343653
RBX561	87041202	Standard	23	73343653
RBX562	87041202	Standard	23	73343653
RBX562	86643381	2.0m	Outer 10	73342926
-	87055363	Standard	Middle 21	73342927
RBX563	87041202	Standard	23	73343653
RBX563	86643381	2.0m	Outer 10	73342926
-	87055363	-	Middle 21	73342927
RB454	86618417	1.5m	23	73343883
RB454	86643381	1.8m	27	73342926
RB454	86643381	2.0m	31	73342926
NEW RB455	84329282	1.8m + 2.0m	27	73344661
RB464	86618417	-	23	73343883
RB464	86643381	1.8m	27	73342926
RB464	86643381	2.0m	31	73342926
NEW RB465	84329282	1.8m + 2.0m	31	73344661
RB554	87041202	Standard	23	73343653
RB564	86643381	Standard	23	73342926
RB564	86643381	2.0m	Outer 10	73342926
-	87055363	-	Middle 21	73342927
RB565	84370744	1.5m	23	73343756
RB565	84310057	2.0m	31	73343757
RB444	86619049	Standard	11	73343651

NEW HOLLAND SQUARE BALER WITH STANDARD AND PACKER CUTTER HEAD - Yellow

MODEL	OEM	HEAD SIZE	QTY REQ	PART NO
590, 595, BB940, BB960, BB9050, BB9060, BB9070, BB9080, 230, 330, 340	84801630 89837845 85005357 84214799 84274388	-	-	73442922

Each band comes complete with hardware for easy installation.

POLY PICKUP BANDS

POLY PICKUP BANDS

NEW HOLLAND SQUARE BALER WITH ROTO CUTTER HEAD - Yellow

MODEL	OEM	HEAD SIZE	QUANTITY REQUIRED	PART NO
590, 595, BB940, BB960, BB9050, BB9060, BB9070, BB9080, 230, 330, 340	84074345 84214794 84274385	-	-	73342923
276, 311, 315, 316, 320, 326, 565, 568, 570, 575, 580, BC5050, BC5060, BC5070, BC5080	86635482 184550	-	-	73343824
585		-	-	73342930

NEW HOLLAND ROUND BALER - Yellow

MODEL	OEM	HEAD SIZE	QTY REQ	PART NO
630	86619048	Standard	17	73343654
634	86619048	Standard	11	73343654
638	86619048	Standard	11	73343654
640	86618414	Wide	23	73343882
640	86619048	Standard	23	73343654
644	86618414	Wide	23	73343882
644	86637149	Standard	17	73343655
648	86618414	Wide	23	73343882
648	86637149	Standard	17	73343655
650	86618414	Wide	23	73343882
650	86619048	Standard	23	73343654
654	86618414	Wide	23	73343882
654	86637149	Standard	17	73343655
658	86618414	Wide	23	73343882
658	86637149	Standard	17	73343655
660	86619048	Standard	23	73343654
664	86637149	Standard	23	73343655
678	86637149	Standard	23	73343655
688	86637149	Standard	23	73343655
BR7050	86619048	Standard	17	73343654
BR7060	86619048	Standard	17	73343654
BR7060	86618414	1.5m Wide	23	73343882
BR7060	86643380	1.8m	Outer 10	73342928
BR7060	87055364	-	Middle 21	73342929
BR7060	86643380	2.0m	31	73342928
BR7070	86618414	1.5m Wide	23	73343882
BR7070	86643380	1.8m	Outer 10	73342928
BR7070	87055364	-	Middle 21	73342929
BR7070	86643380	2.0m	31	73342928
BR7080	87041203	Standard	23	73343656
BR7090	87041203	Standard	23	73343656

Each band comes complete with hardware for easy installation.

POLY PICKUP BANDS



NEW HOLLAND ROUND BALER - Yellow

MODEL	OEM	HEAD SIZE	QTY REQ	PART NO
BR7090	86643380	2.0m x.s.	Outer 10	73342928
BR7090	87055364	-	Middle 21	73342929
BR730	86619048	Standard	17	73343654
BR730A	86637149	Standard	17	73343655
BR730A	86619048	Standard	17	73343654
BR740	86512793	Standard	17	73343655
BR740	86618414	1.5m Wide	23	73343882
BR740	86643380	1.8m x.s.	Outer 10	73342928
BR740	87055364	-	Middle 17	73342929
BR740	86643380	2.0m	31	73342928
BR740A	86512793	Standard	17	73343655
BR740A	86618414	1.5m Wide	23	73343882
BR740A	86643380	1.8m x.s.	Outer 10	73342928
BR740A	87055364	-	Middle 17	73342929
BR740A	86643380	2.0m	31	73342928
BR750	86618414	1.5m Wide	23	73343882
BR750	86643380	1.8m x.s.	Outer 10	73342928
BR750	87055364	-	Middle 17	73342929
BR750	86643380	2.0m	31	73342928
BR750A	86618414	1.5m Wide	23	73343882
BR750A	86643380	1.8m x.s.	Outer 10	73342928
BR750A	87055364	-	Middle 17	73342929
BR750A	86643380	2.0m	31	73342928
BR770	87041203	Standard	23	73343656
BR770A	87041203	Standard	23	73343656
BR780	87041203	Standard	23	73343656
BR780	86643380	2.0m	31	73342928
BR780A	87041203	Standard	23	73343656
BR780A	86643380	2.0m x.s.	Outer 10	73342928
BR780A	87055364	-	Middle 21	73342929
RB450	86618414	1.5m Wide	23	73343882
RB450	84329281	1.8m	27	73344910

Each band comes complete with hardware for easy installation.

POLY PICKUP BANDS

POLY PICKUP BANDS

NEW HOLLAND ROUND BALER - Yellow

MODEL	OEM	HEAD SIZE	QTY REQ	PART NO
RB450	84329281	2.0m	31	73344910
RB460	86618414	1.5m Wide	23	73343882
RB460	84329281	1.8m	27	73344910
RB460	84329281	2.0m	31	73344910
RB550	84370743	1.5m	23	73343754
RB550	84310058	2.0m	31	73343755
RB560	84370743	1.5m	23	73343754
RB560	84310058	2.0m	31	73343755


NEW HOLLAND SELF-PROPELLED CHOPPER - Yellow

MODEL	OEM	HEAD SIZE	QTY REQ	PART NO
280FP, 290FP, 380FPA, 380FPE, 346W, 356W, 366W	87696240 86631272 87584380	-	-	73343657

NEW HOLLAND SMALL SQUARE BALER - Yellow

MODEL	OEM	HEAD SIZE	QTY REQ	PART NO
27P, 29P, 707W, 717W, 770W, 790W, 880W, 890W, 900W, 919W3, 919W4, 990W	86625275	-	-	73342930


VERMEER ROUND BALER - Yellow

MODEL	OEM	HEAD SIZE	QTY REQ	PART NO
I, Super J, J, K, L, XI, Super M, N, Rancher, Rebel	89982001	-	-	73343885
 Vermeer Pro Baler	510547156	-	-	73344500

CLAAS BALERS AND SELF-PROPELLED - Green

MODEL	OEM	HEAD SIZE	QTY REQ	PART NO
 Jaguar, Quadrant, Quantum, Rollant, Variant	987770 986434	-	-	73344501

JOHN DEERE ROUND BALERS - Green

MODEL	OEM	HEAD SIZE	QTY REQ	PART NO
330, 335, 375, 385, 430, 435, 447, 448, 449, 456, 458, 459, 466, 467, 468, 469, 535, 545, 546, 547, 550, 556, 558, 559, 566, 567, 568, 569, 570, 572, 580, 582, 590, 592	CC32669 E85043 FH311772	-	-	73342919
Mega Wide Head Outer 3	FH311994 E96760	-	-	73343825
 Larger Outer 440 - 569	FH311995	-	-	73344911

JOHN DEERE SELF-PROPELLED HARVESTER - Yellow

MODEL	OEM	HEAD SIZE	QTY REQ	PART NO
630A, 640A, 645A, 630B, 640B, 645B, 630C, 640C, 645C	CC32669 E85043 FH311772	-	-	73342920

Each band comes complete with hardware for easy installation.

POLY PICKUP BANDS



NEW MCHALE ROUND BALER - Green

MODEL	OEM	HEAD SIZE	QTY REQ	PART NO
Fusion, Fusion 1, Fusion 3, Fusion Vario, F5, F540, F550, F560, F5400, F5500, F5600, V6, V640, V660, V6740, V6750	CTP00048	-	-	73344912

MASSEY FERGUSON BALERS - Gray

MODEL	OEM	HEAD SIZE	QTY REQ	PART NO
SQUARE: 2150, 2170, 2190, 2250, 2270, 2290	ROUND: 2846, 2856, 2946, 2956	700141909 700189742	- -	73343482

CHALLENGER SQUARE BALERS - Gray

MODEL	OEM	HEAD SIZE	QTY REQ	PART NO
SQUARE: 2150, 2170, 2190, 2250, 2270, 2290	ROUND: RB46, RB56	700141909 700189742	- -	73343482

AGCO SQUARE BALERS - Gray

MODEL	OEM	HEAD SIZE	QTY REQ	PART NO
7433, 7434, 7444, 7423, 7424	700141909 700189742	-	-	73343482

HESSTON, NEW IDEA, CHALLENGER SQUARE BALER - Black

MODEL	OEM	HEAD SIZE	QTY REQ	PART NO	
HESSTON: 4690, 4750, 4755, 4760, 4790	NEW IDEA: 7233, 7234, 7333	CHALLENGER: LB33, LB34, LB44	700129658	- -	73342921

AGCO, CASE IH, CHALLENGER, HESSTON, MASSEY FERGUSON ROUND BALERS - Black

MODEL	OEM	HEAD SIZE	QTY REQ	PART NO	
AGCO: 5446A, 5456A, 5546, 5556A	CASE IH: 8435, RS451, RS551, RS561, RS561A	MASSEY FERGUSON: 2646A, 2656A, 2746A, 2756A	700132112	- -	73343884
HESSTON: 845, 846A, 855, 856, 856A, 945, 946A, 955, 956	CHALLENGER: RB46, RB46B, RB463A, RB56B, RB563A				

Each band comes complete with hardware for easy installation.

PREMIUM POLY SKID SHOES



RUN YOUR HEAD CLOSER TO THE GROUND WITHOUT PUSHING AND PILING SOIL AND **YOU WILL PUT MORE CROP IN THE COMBINE EVEN IN WET, STICKY CONDITIONS.**

FORMED TO SHAPE. COUNTERBORED HOLES. DESIGNED FOR A PERFECT FIT.

These features prevent soil and debris build up on the underside of your combine head. The smooth, slick surface allows you to run your head and cutter bar down as low as possible, leaving little to no crop in the field.



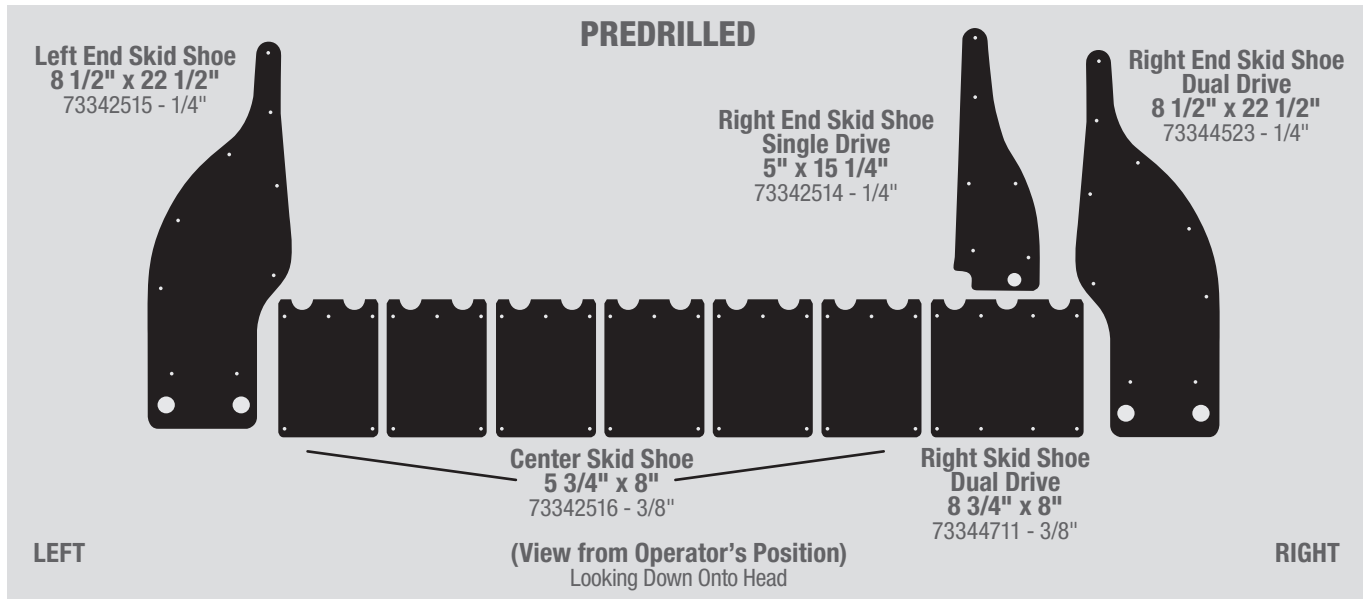
PREDRILLED FOR EASY REPLACEMENT.

MACHINE CUT FROM SOLID SHEETS OF UHMW POLY AND FORMED TO FIT YOUR HEAD.

Computerized drilling of counterbored holes makes them within .01" of factory drilled holes, making replacement easy and saving hours of labor compared to undrilled skid shoes. Counterboring holes allow for rivets or bolts to be recessed into skid shoes, keeping soil from building up on bolts or rivets.



CASE IH 3020 SERIES



CASE IH 3020 SERIES - 3/8" MOLDED and 1/4" THICK - SETS

SET SIZE	SHOE THICKNESS	PD*	PART NO BLACK DUAL DRIVE	PART NO BLACK SINGLE DRIVE
35 ft. Set	3/8" Molded Centers & 1/4" Ends	PD	73344707	73342510
30 ft. Set	3/8" Molded Centers & 1/4" Ends	PD	73344708	73342511
25 ft. Set	3/8" Molded Centers & 1/4" Ends	PD	73344709	73342512
20 ft. Set	3/8" Molded Centers & 1/4" Ends	PD	73344710	73342513

NOTE: Center Skid Shoes are 3/8" thick molded. End Skid Shoes are 1/4" thick and are not molded.

REPLACEMENT PARTS

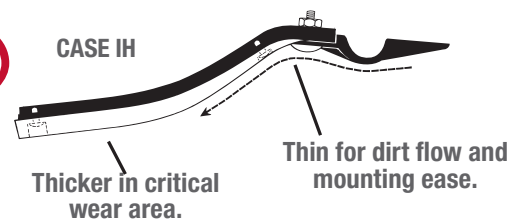
DESCRIPTION	SHOE THICKNESS	SIZE	PD*	PART NO BLACK DUAL DRIVE	PART NO BLACK SINGLE DRIVE
Right End Skid Shoe	1/4"	5" x 15 1/4"	PD	-	73342514
Right End Skid Shoe	1/4"	8 1/2" x 22 1/2"	PD	73344523	-
Right Skid Shoe	3/8" Molded	8 3/4" x 8"	PD	73344711	-
Left End Skid Shoe	1/4"	8 1/2" x 22 1/2"	PD	73342515	73342515
Center Skid Shoe	3/8" Molded	5 3/4" x 8"	PD	73342516	73342516

*PD = Predrilled

NOTE: Center Skid Shoes are 3/8" thick molded. End Skid Shoes are 1/4" thick and are not molded.

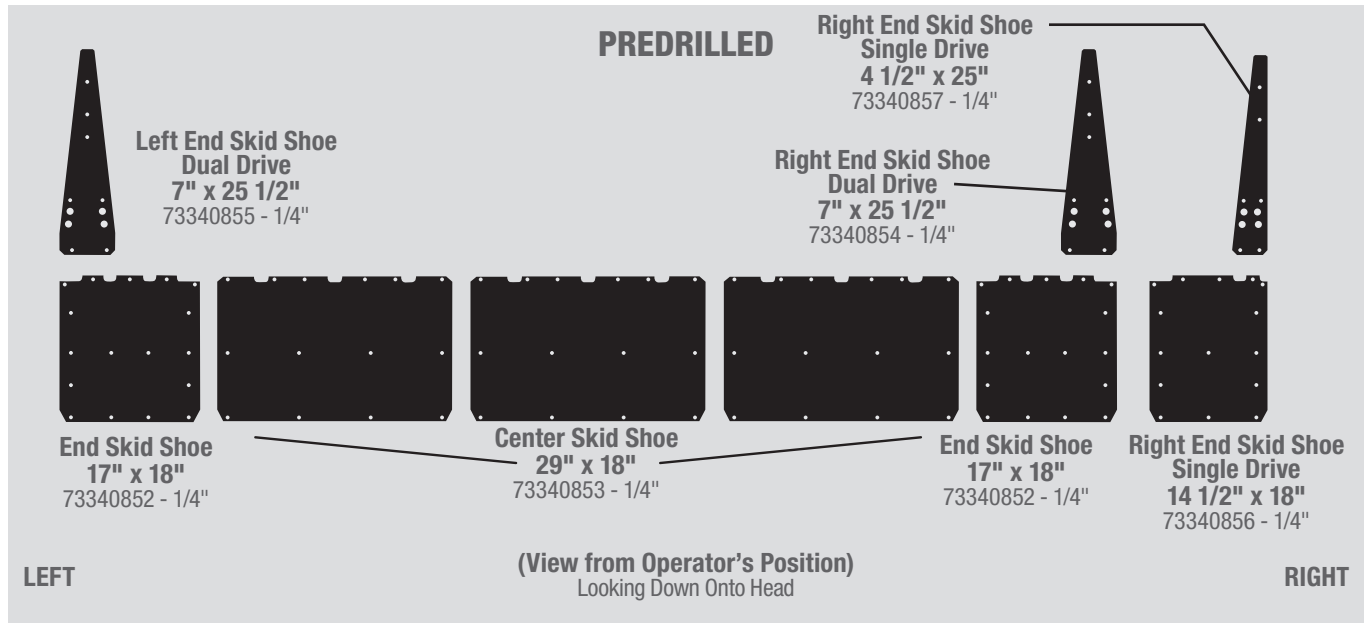
Extra rivets can be purchased on page 89.

COMPRESSION MOLDED FOR IMPROVED DURABILITY.



PREMIUM POLY SKID SHOES

CASE IH 2020 SERIES - PIN: CBJ021301 & LATER, Y9ZL & YAZL



CASE IH 2020 SERIES - 1/4" THICK - PIN: CBJ021301 & LATER - SETS

SET SIZE	SHOE THICKNESS	PD*	PART NO BLACK DUAL DRIVE	PART NO BLACK SINGLE DRIVE
35 ft. Set	1/4"	PD	73340847	-
30 ft. Set	1/4"	PD	73340848	-
25 ft. Set	1/4"	PD	73340849	73344712
20 ft. Set	1/4"	PD	73340850	73344713

NOTE: Center Skid Shoes are 3/8" thick molded. End Skid Shoes are 1/4" thick and are not molded.

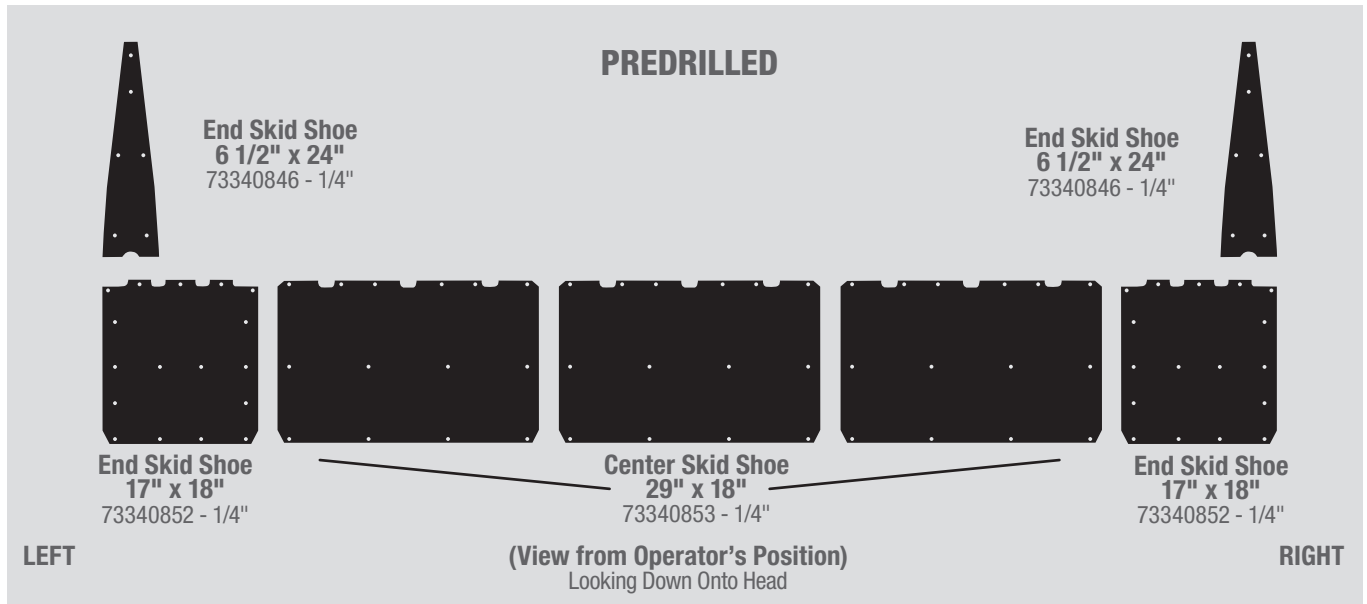
REPLACEMENT PARTS

DESCRIPTION	SHOE THICKNESS	SIZE	PD*	PART NO BLACK DUAL DRIVE	PART NO BLACK SINGLE DRIVE
End Skid Shoe	1/4"	17" x 18"	PD	73340852	73340852
Center Skid Shoe	1/4"	29" x 18"	PD	73340853	73340853
Right End Skid Shoe	1/4"	14 1/2" x 18"	PD	-	73340856
Right End Skid Shoe	1/4"	4 1/2" x 25"	PD	-	73340857
Right End Skid Shoe	1/4"	7" x 25 1/2"	PD	73340854	-
Left End Skid Shoe	1/4"	7" x 25 1/2"	PD	73340855	-

*PD = Predrilled Hardware included = Size 86 Small Head Pop Rivets. Extra rivets can be purchased on page 89.



CASE IH 2020 SERIES- PIN: CBJ020701 - CBJ021300



CASE IH 2020 SERIES - 1/4" THICK - PIN: CBJ020701 - CBJ021300 - SETS

SET SIZE	SHOE THICKNESS	PD*	PART NO BLACK
30 ft. Set	1/4"	PD	73340840
25 ft. Set	1/4"	PD	73340841
20 ft. Set	1/4"	PD	73340842

REPLACEMENT PARTS

DESCRIPTION	SHOE THICKNESS	SIZE	PD*	PART NO BLACK
End Skid Shoe	1/4"	17" x 18"	PD	73340852
Center Skid Shoe	1/4"	29" x 18"	PD	73340853
End Shoe	1/4"	6 1/2" x 24"	PD	73340846

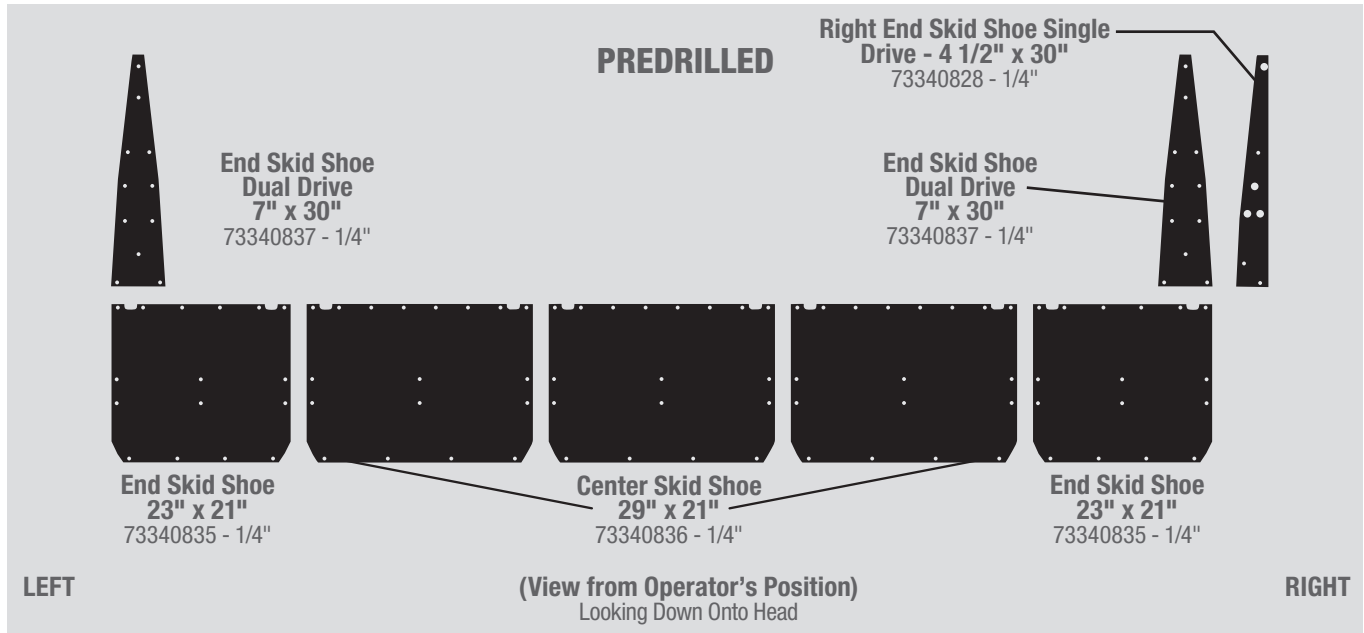
*PD = Predrilled

Hardware included = Size 86 Small Head Pop Rivets. Extra rivets can be purchased on page 89.



PREMIUM POLY SKID SHOES

CASE IH 2020 SERIES - PIN: CBJ020001 – CBJ020700




CASE IH 2020 SERIES - 1/4" THICK - PIN: CBJ020001 - CBJ020700 - SETS

SET SIZE	SHOE THICKNESS	PD*	PART NO BLACK
30 ft. Set	1/4"	PD	73340832
25 ft. Set	1/4"	PD	73340833
20 ft. Set	1/4"	PD	73340834

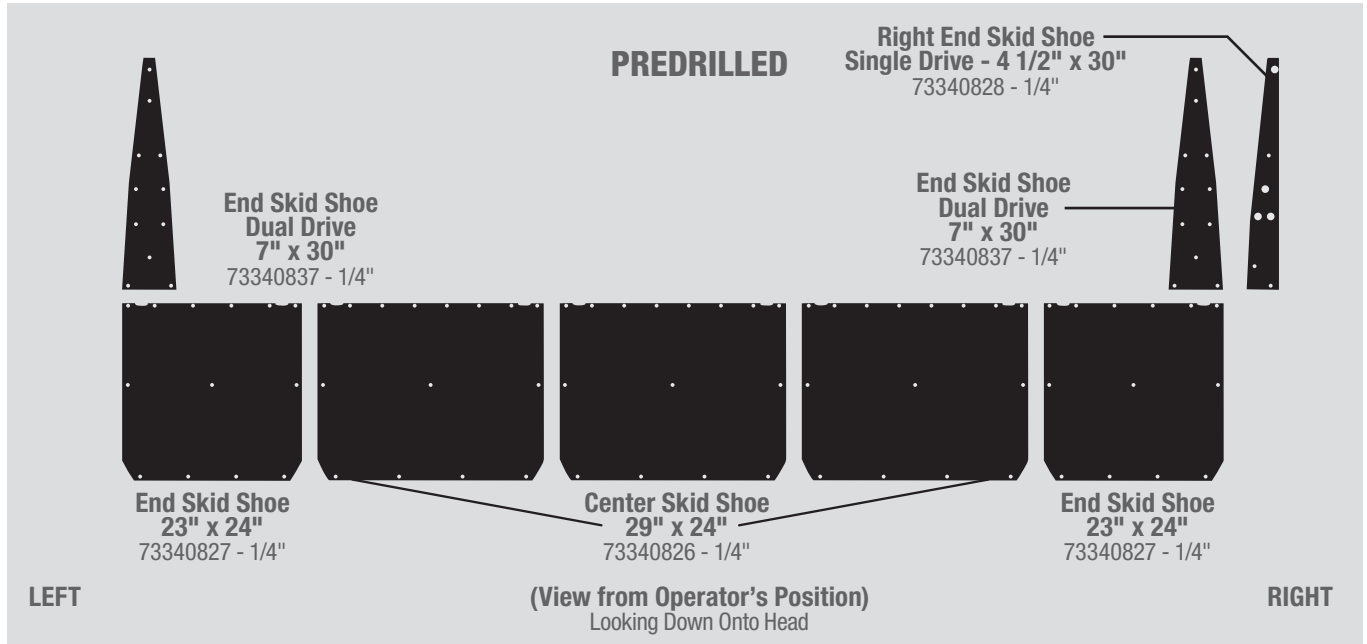
REPLACEMENT PARTS

DESCRIPTION	SHOE THICKNESS	SIZE	PD*	PART NO BLACK
End Skid Shoe	1/4"	23" x 21"	PD	73340835
Center Skid Shoe	1/4"	29" x 21"	PD	73340836
End Skid Shoe - Dual Drive	1/4"	7" x 30"	PD	73340837
Right End Skid Shoe - Single Drive	1/4"	4 1/2" x 30"	PD	73340828

*PD = Predrilled Hardware included = Size 86 Small Head Pop Rivets. Extra rivets can be purchased on page 89.



CASE IH 2020 SERIES - PIN: BEFORE CBJ020001 INCLUDING ALL HAJ PIN'S



CASE IH 2020 SERIES - 1/4" THICK PIN: BEFORE CBJ020001 INCLUDING ALL HAJ PIN'S - SETS

SET SIZE	SHOE THICKNESS	PD*	PART NO BLACK
30 ft. Set	1/4"	PD	73340816
25 ft. Set	1/4"	PD	73340817
20 ft. Set	1/4"	PD	73340820

REPLACEMENT PARTS

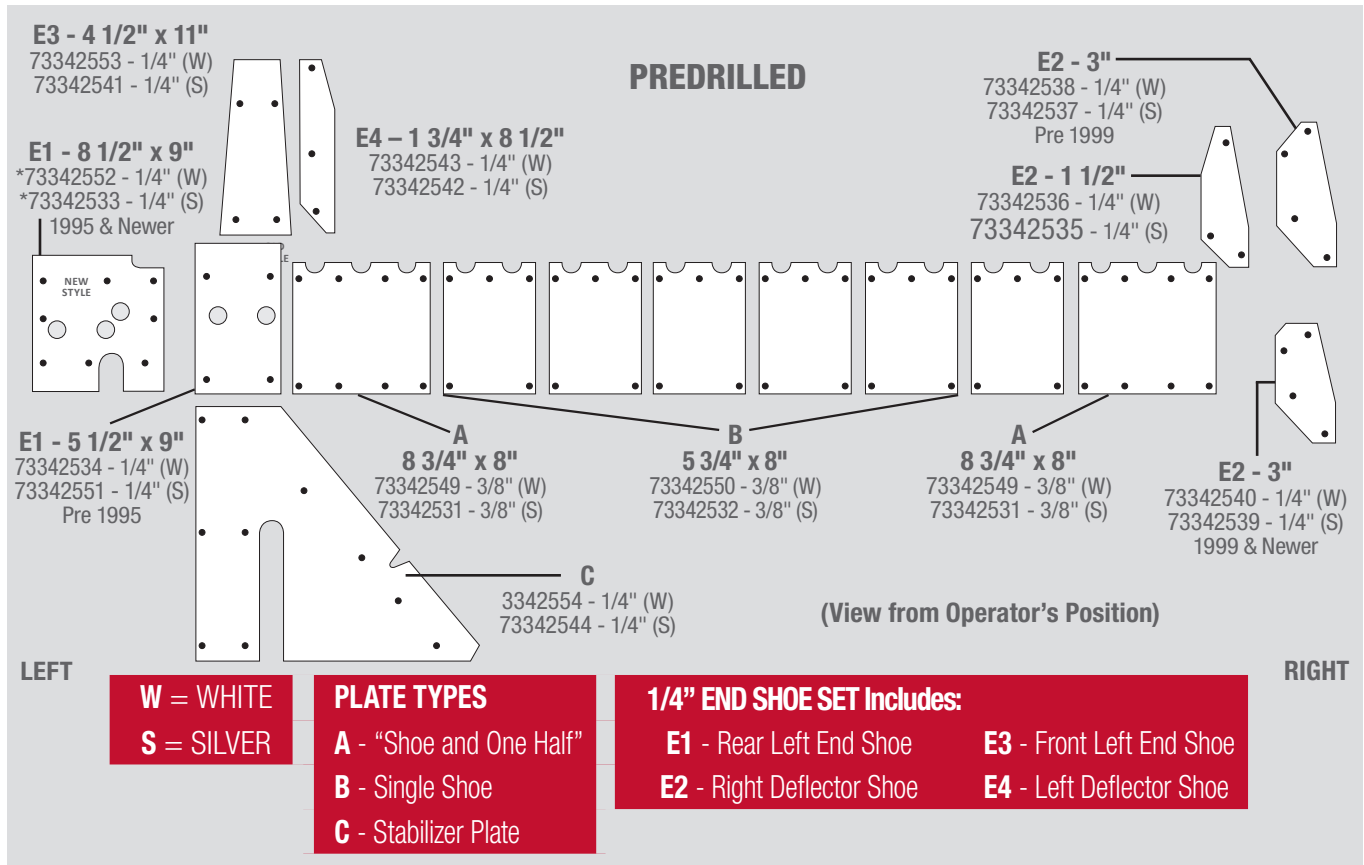
DESCRIPTION	SHOE THICKNESS	SIZE	PD*	PART NO BLACK
End Skid Shoe	1/4"	23" x 24"	PD	73340827
Center Skid Shoe	1/4"	29" x 24"	PD	73340826
End Skid Shoe Dual Drive	1/4"	7" x 30"	PD	73340837
Right End Skid Shoe Single Drive	1/4"	4 1/2" x 30"	PD	73340828

*PD = Predrilled Hardware included = Size 86 Small Head Pop Rivets. Extra rivets can be purchased on page 89.



PREMIUM POLY SKID SHOES

CASE IH 1020 SERIES



CASE IH 1020 SERIES - 3/8" MOLDED and 1/4" THICK - SETS

SET SIZE	SHOE THICKNESS	PD*	PART NO SILVER	PART NO WHITE
30 ft. Set	3/8" Molded Centers & 1/4" Ends	PD	73342517	73342524
25 ft. Set	3/8" Molded Centers & 1/4" Ends	PD	73342518	73342525
22.5 ft. Set	3/8" Molded Centers & 1/4" Ends	PD	73344714	73342526
20 ft. Set	3/8" Molded Centers & 1/4" Ends	PD	73342520	73342527
17.5 ft. Set	3/8" Molded Centers & 1/4" Ends	PD	73342521	73342528
15 ft. Set	3/8" Molded Centers & 1/4" Ends	PD	73342523	73344717

*PD = Predrilled NOTE: Center Shoes (A&B) are 3/8" thick molded. ALL End Shoes are 1/4" and are not molded.
Sets include both End Shoe (E1) and both 1.5" and 3" Deflector Shoe (E2) for pre-95, 95 newer models. Extra rivets can be purchased on page 89.



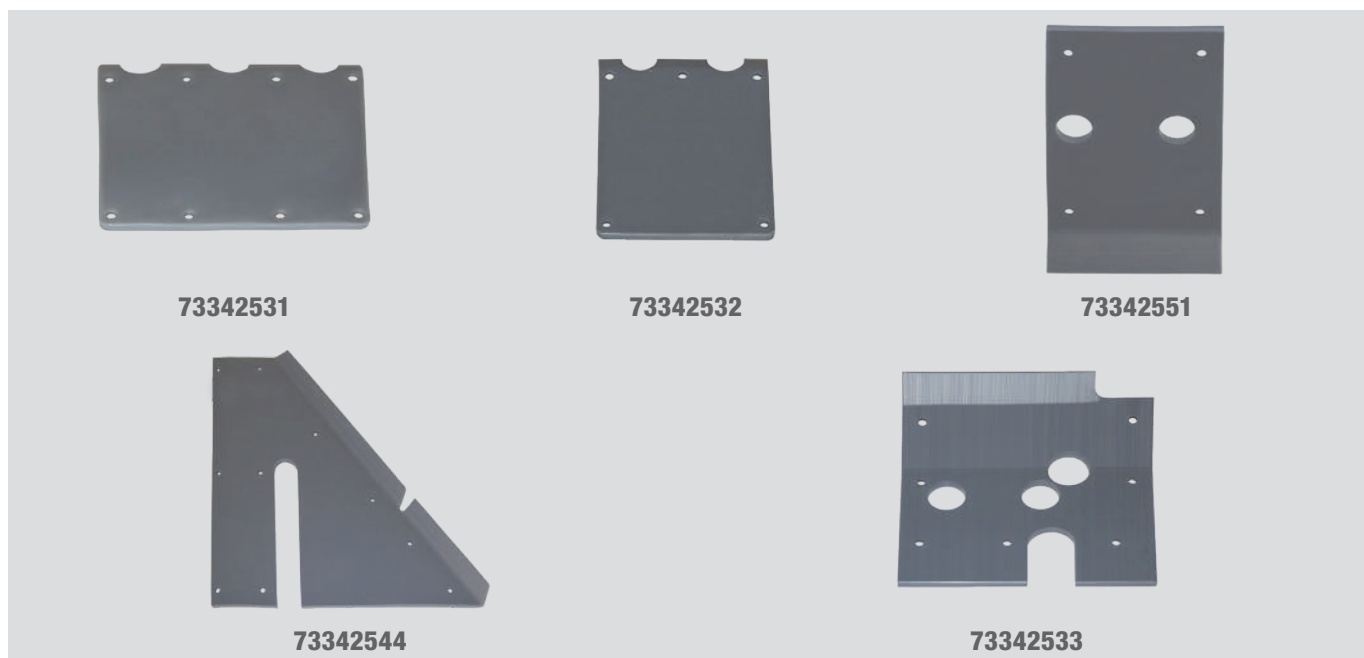
CASE IH 1020 SERIES

REPLACEMENT PARTS

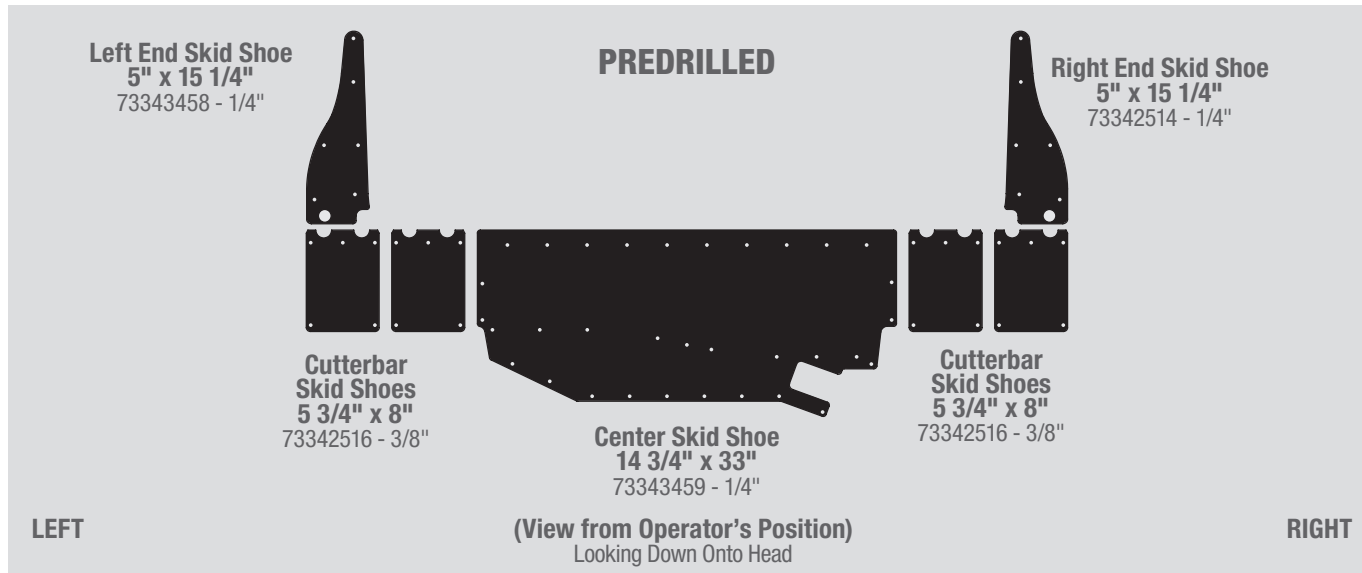
Case 1020 established hole pattern in 1992.

DESCRIPTION	SHOE THICKNESS	SIZE	PD*	PART NO SILVER	PART NO WHITE
Set of 7 End Shoes	1/4"	-	PD	B93507	B93506
Shoe and one half	3/8" Molded	(A) 8 3/4" x 8"	PD	73342531	73342549
Single Shoe	3/8" Molded	(B) 5 3/4" x 8"	PD	73342532	73342550
Rear Left End Shoe (1995 & Newer) (Serial #JJC0215001 and up)	1/4"	(E1) 8 1/2" x 9"	PD	73342533	73342552
Rear Left End Shoe (Pre-1995)	1/4"	(E1) 5 1/2" x 9"	PD	73342551	73342534
Right Deflector Shoe	1/4"	(E2) For 1 1/2" Knife	PD	73342535	73342536
Right Deflector Shoe	1/4"	(E2) For 3" Knife - Pre-1999	PD	73342537	73342538
Right Deflector Shoe	1/4"	(E2) For 3" Knife - 1999 & Newer	PD	73342539	73342540
Front Left End Shoe	1/4"	(E3) 11" x 4 1/2"	PD	73342541	73342553
Left Deflector Shoe	1/4"	(E4) 1 3/4" x 8 1/2"	PD	73342542	73342543
Stabilizer Plate	1/4"	(C) 20 1/2" x 18"	PD	73342544	73342554
A Frame Stabilizer Plate (Serial #3250000 & up) (2 pieces)	1/4"	(C)	PD	73342546	73344719

PD = Predrilled Hardware included = Size 10-16 & 16-16 Pound Rivets. Extra rivets can be purchased on page 89.



CASE IH 3162 /3152 SERIES DRAPER



CASE IH 3162 /3152 SERIES DRAPER - 3/8" and 1/4" THICK - SETS

SET SIZE	SHOE THICKNESS	PD*	PART NO BLACK
45 ft. Set	3/8" Molded Cutterbars & 1/4" Center/Ends	PD	73343453
40 ft. Set	3/8" Molded Cutterbars & 1/4" Center/Ends	PD	73343454
35 ft. Set	3/8" Molded Cutterbars & 1/4" Center/Ends	PD	73343455
30 ft. Set	3/8" Molded Cutterbars & 1/4" Center/Ends	PD	73343456
25 ft. Set	3/8" Molded Cutterbars & 1/4" Center/Ends	PD	73343457

NOTE: Cutterbar Skid Shoes are 3/8" thick molded. Both Center and End Skid Shoes are 1/4" thick and are not molded.


REPLACEMENT PARTS

DESCRIPTION	SHOE THICKNESS	SIZE	PD*	PART NO BLACK
Left End Skid Shoe	1/4"	5" x 15 1/4"	PD	73343458
Right End Skid Shoe	1/4"	5" x 15 1/4"	PD	73342514
Center Skid Shoe	1/4"	14 3/4" x 33"	PD	73343459
Cutterbar Skid Shoe	3/8" Molded	5 3/4" x 8"	PD	73342516

*PD = Predrilled

Hardware included = 86 Small Head Pop Rivets. Extra rivets can be purchased on page 89.


Part 73343459 (Center Skid Shoe) uses M6 Bolts.




CASE IH 2162 /2152 /2142 SERIES DRAPER

PREDRILLED
NOTE: MOLDED CUTTERBAR SKID SHOES ARE NOT AVAILABLE AT THIS TIME.

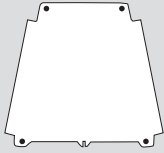
THICKER
than OEM




Transition Pan Skid Shoe - 7" x 19"
73343475 - 3/8"
(ORDER SEPARATELY - NOT INCLUDED IN KITS)



Left End Skid Shoe
11" x 15"
73343464 - 3/8"





Center Skid Shoe
14" x 16"
73343466 - 3/8"



Right End Skid Shoe
11" x 15"
73343465 - 3/8"

Center Skid Shoe Assembly
14" x 16"
73344524 - 3/8"
(Order separately - NOT INCLUDED in kits)





Draper Skid Plate
35 3/16" x 76 5/8"
73344525 - 1/4"
(Order separately - NOT INCLUDED in kits)

LEFT

(View from Operator's Position)
Looking Down Onto Head

RIGHT

CASE IH 2162 /2152 /2142 SERIES DRAPER - 3/8" THICK - SETS

SET SIZE	SHOE THICKNESS	PD*	PART NO WHITE
45 ft. Set	3/8" Center/Ends	PD	73343460
40 ft. Set	3/8" Center/Ends	PD	73343460
35 ft. Set	3/8" Center/Ends	PD	73343460
30 ft. Set	3/8" Center/Ends	PD	73343460

NOTE: Molded Cutterbar Skid Shoes are not available at this time.

REPLACEMENT PARTS

DESCRIPTION	SHOE THICKNESS	SIZE	PD*	PART NO WHITE
Left End Skid Shoe	3/8"	11" x 15"	PD	73343464
Right End Skid Shoe	3/8"	11" x 15"	PD	73343465
Center Skid Shoe	3/8"	14" x 16"	PD	73343466
Transition Pan Skid Shoe (Sold separately)	3/8"	7" x 19"	PD	73343475

*PD = Predrilled Hardware included = Nuts and Bolts. Extra rivets can be purchased on page 89.

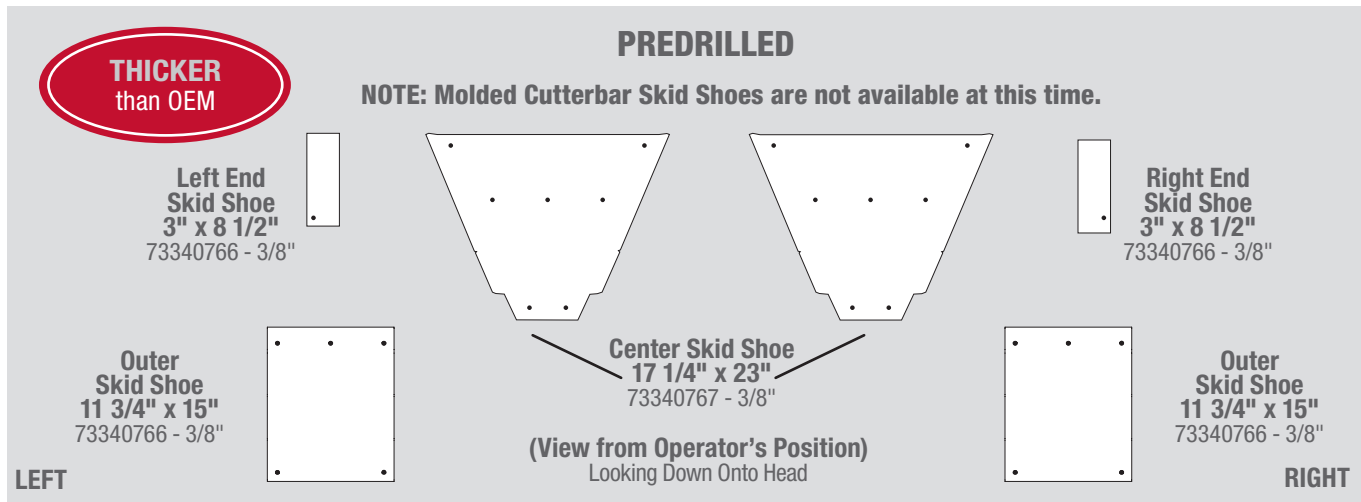
Center Skid Shoe Assembly
73344524 - 14" x 16" - 3/8"
includes metal skid plate,
poly skid shoe
and mounting hardware

Reuse your factory OEM mount brackets for installation →



PREMIUM POLY SKID SHOES

**CASE IH 2062 /2052 SERIES DRAPER -
2062 AFTER SERIAL #CCC0015328 /2052 AFTER SERIAL #CCC0014710**



CASE IH 2062 SERIES DRAPER - 3/8" THICK - After Serial #CCC0015328 - SETS

SET SIZE	SHOE THICKNESS	PD*	PART NO WHITE
36 ft. Set	3/8" Center/Ends	PD	73343478
30 ft. Set	3/8" Center/Ends	PD	73343478

NOTE: Molded Cutterbar Skid Shoes are not available at this time.

CASE IH 2052 SERIES DRAPER - 3/8" THICK - After Serial #CCC0014710 - SETS

SET SIZE	SHOE THICKNESS	PD*	PART NO WHITE
39 ft. Set	3/8" Center/Ends	PD	73343468
36 ft. Set	3/8" Center/Ends	PD	73343468
30 ft. Set	3/8" Center/Ends	PD	73343468
25 ft. Set	3/8" Center/Ends	PD	73343476
21 ft. Set	3/8" Center/Ends	PD	73343476


NOTE: Molded Cutterbar Skid Shoes are not available at this time.

REPLACEMENT PARTS

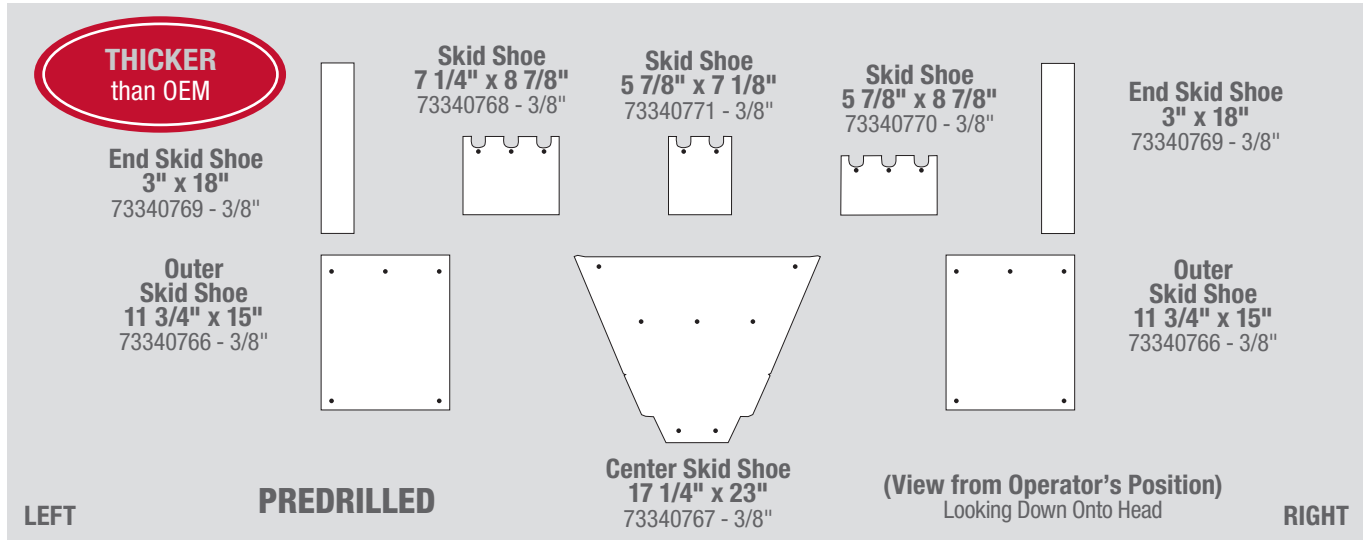
DESCRIPTION	SHOE THICKNESS	SIZE	PD*	PART NO WHITE
Left End Skid Shoe	3/8"	3" x 8 1/2"	PD	73344721
Right End Skid Shoe	3/8"	3" x 8 1/2"	PD	73344722
Center Skid Shoe	3/8"	17 1/4" x 23"	PD	73340767
Outer Skid Shoe	3/8"	11 3/4" x 15"	PD	73340766

*PD = Predrilled Hardware included = Nuts and Bolts

Part 73340767 (Center Skid Shoe) uses 68 Small Head Pop Rivets. Extra rivets can be purchased on page 89.



CASE IH 2062 /2052 SERIES DRAPER - 2062 BEFORE SERIAL #CCC0015328 /2052 BEFORE SERIAL #CCC0014710



CASE IH 2062 SERIES DRAPER - 3/8" THICK - Before Serial #CCC0015328 - SETS

SET SIZE	SHOE THICKNESS	PD*	PART NO WHITE
36 ft. Set	3/8" Thick	PD	73340764
30 ft. Set	3/8" Thick	PD	73340765

NOTE: Molded Cutterbar Skid Shoes are not available at this time.

REPLACEMENT PARTS

DESCRIPTION	SHOE THICKNESS	SIZE	PD*	PART NO WHITE
End Skid Shoe	3/8"	3" x 18"	PD	73340769
Outer Skid Shoe	3/8"	11 3/4" x 15"	PD	73340766
Center Skid Shoe	3/8"	17 1/4" x 23"	PD	73340767
Skid Shoe	3/8"	7 1/4" x 8 7/8"	PD	73340768
Skid Shoe	3/8"	5 7/8" x 7 1/8"	PD	73340771
Skid Shoe	3/8"	5 7/8" x 8 7/8"	PD	73340770

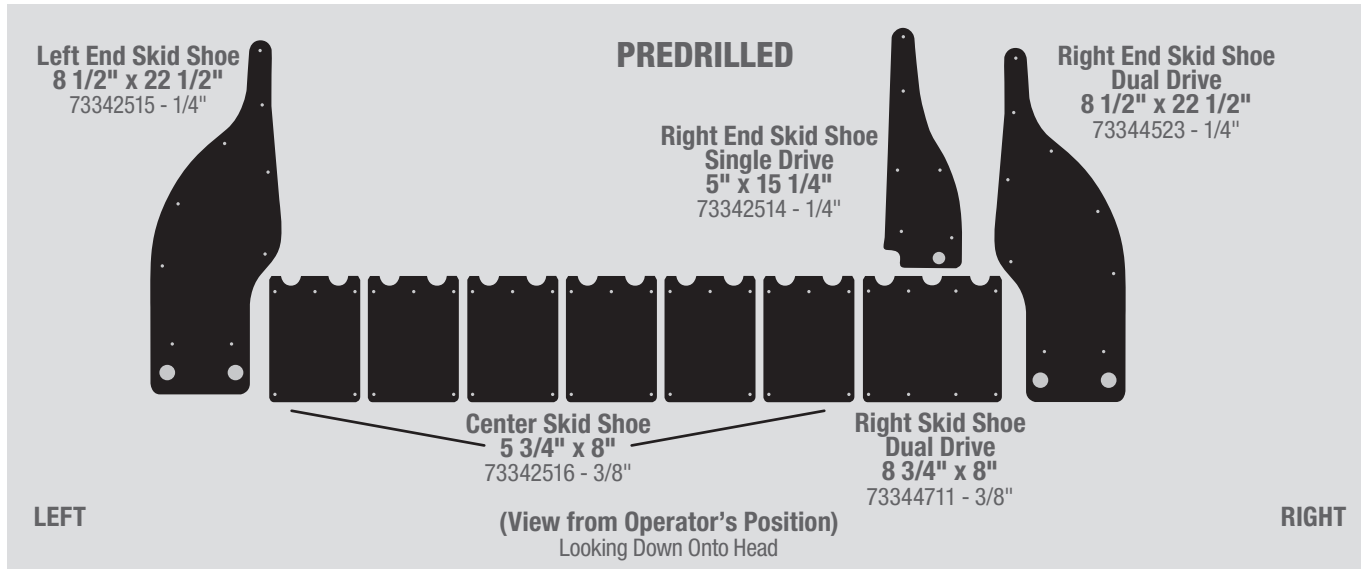
*PD = Predrilled Hardware included = Nuts and Bolts

Parts 73340767, 73340768, 73340771 and 73340770 use 68 Small Head Pop Rivets. Extra rivets can be purchased on page 89.



PREMIUM POLY SKID SHOES

NEW HOLLAND 740CF SERIES



NEW HOLLAND 740CF SERIES - 3/8" and 1/4" THICK - SETS

SET SIZE	SHOE THICKNESS	PD*	PART NO BLACK DUAL DRIVE	PART NO BLACK SINGLE DRIVE
35 ft. Set	3/8" Molded Centers & 1/4" Ends	PD	73344707	73342510
30 ft. Set	3/8" Molded Centers & 1/4" Ends	PD	73344708	73342511
25 ft. Set	3/8" Molded Centers & 1/4" Ends	PD	73344709	73342512
20 ft. Set	3/8" Molded Centers & 1/4" Ends	PD	73344710	73342513


NOTE: Center Skid Shoes are 3/8" thick molded. End Skid Shoes are 1/4" thick and are not molded.

REPLACEMENT PARTS

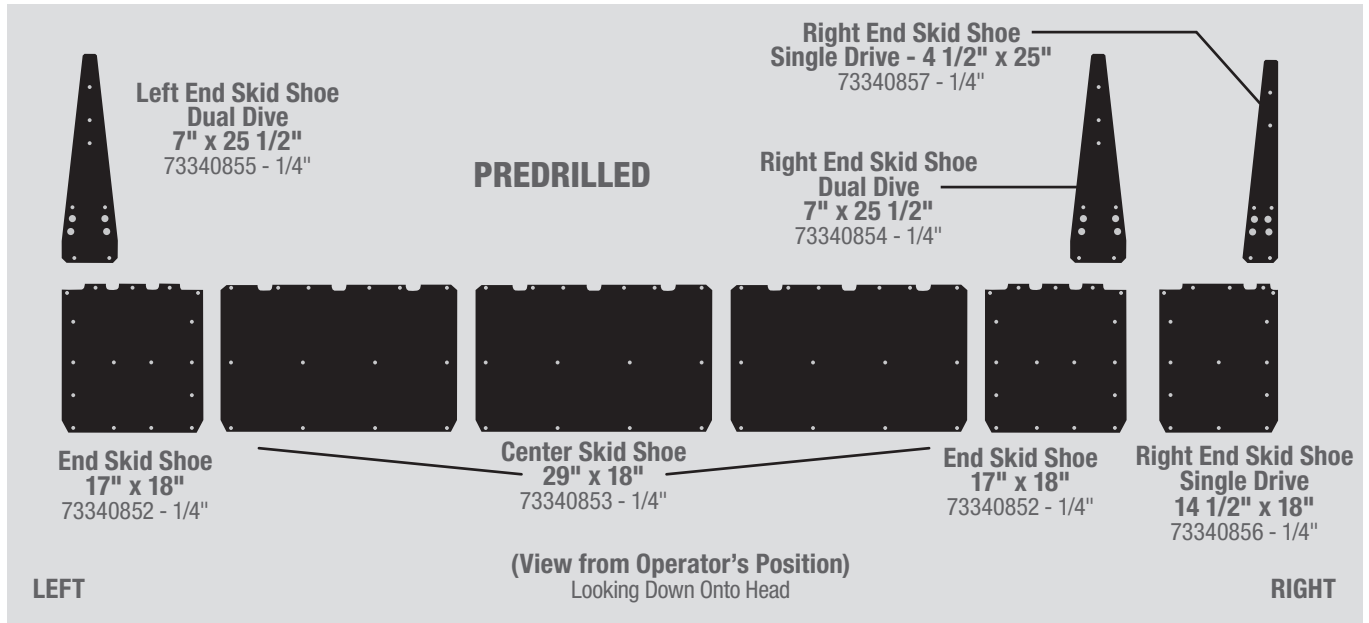
DESCRIPTION	SHOE THICKNESS	SIZE	PD*	PART NO BLACK DUAL DRIVE	PART NO BLACK SINGLE DRIVE
Right End Skid Shoe	1/4"	5" x 15 1/4"	PD	-	73342514
Right End Skid Shoe	1/4"	8 1/2" x 22 1/2"	PD	73344523	-
Right Skid Shoe	3/8" Molded	8 3/4" x 8"	PD	73344711	-
Left End Skid Shoe	1/4"	8 1/2" x 22 1/2"	PD	73342515	73342515
Center Skid Shoe	3/8" Molded	5 3/4" x 8"	PD	73342516	73342516

*PD = Predrilled

NOTE: Center Skid Shoes are 3/8" thick molded. End Skid Shoes are 1/4" thick and are not molded. Extra rivets can be purchased on page 89.



NEW HOLLAND 74C SERIES - PIN: PNL018301 & LATER, Y9ZL & YAZL



NEW HOLLAND 74C SERIES - 1/4" THICK - PIN: PNL018301 & LATER - SETS

SET SIZE	SHOE THICKNESS	PD*	PART NO BLACK DUAL DRIVE	PART NO BLACK SINGLE DRIVE
35 ft. Set	1/4"	PD	73340847	-
30 ft. Set	1/4"	PD	73340848	-
25 ft. Set	1/4"	PD	73340849	73344712
20 ft. Set	1/4"	PD	73340850	73344713

NOTE: Center Skid Shoes are 3/8" thick molded. End Skid Shoes are 1/4" thick and are not molded.

REPLACEMENT PARTS

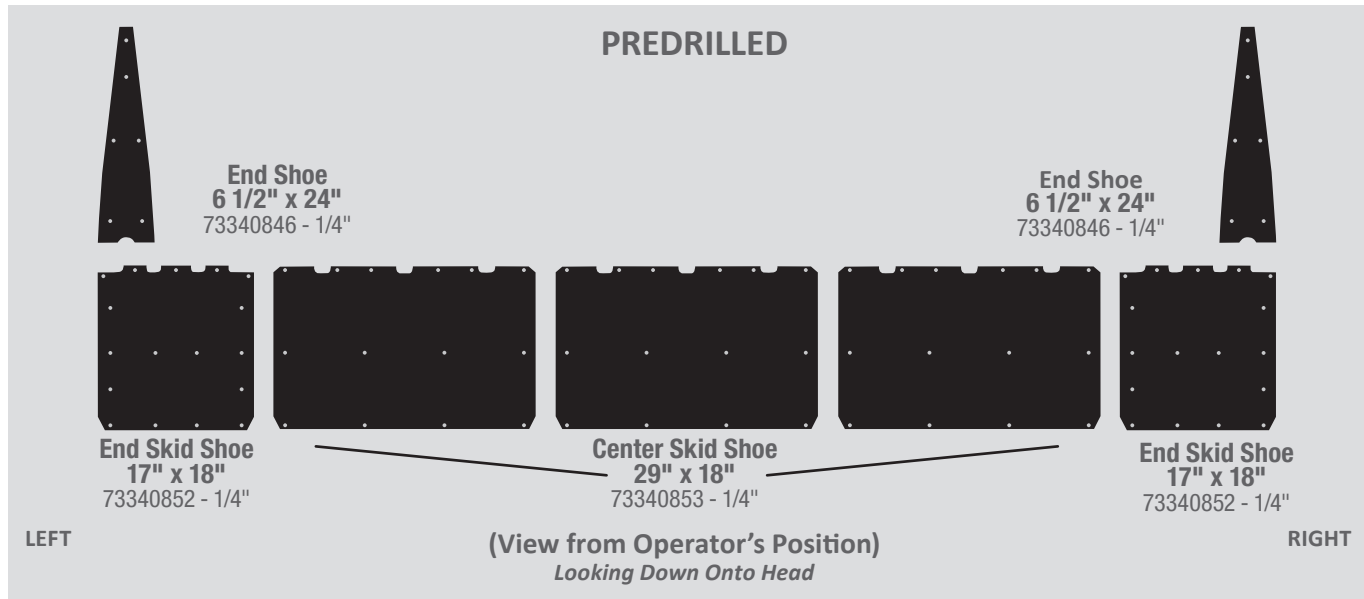
SIZE	SHOE THICKNESS	DESCRIPTION	PD*	PART NO BLACK DUAL DRIVE	PART NO BLACK SINGLE DRIVE
17" x 18"	1/4"	End Skid Shoe	PD	73340852	73340852
29" x 18"	1/4"	Center Skid Shoe	PD	73340853	73340853
14 1/2" x 18"	1/4"	Right End Skid Shoe	PD	-	73340856 *
4 1/2" x 25"	1/4"	Right End Skid Shoe	PD	-	73340857 *
7" x 25 1/2"	1/4"	Right End Skid Shoe	PD	73340854	-
7" x 25 1/2"	1/4"	Left End Skid Shoe	PD	73340855	-

*PD = Predrilled Hardware included = Size 86 Small Head Pop Rivets. Extra rivets can be purchased on page 89.



PREMIUM POLY SKID SHOES

NEW HOLLAND 74C SERIES - PIN: PNL017801 - PNL018300



NEW HOLLAND 74C SERIES - 1/4" THICK - PIN: PNL017801 - PNL018300 - SETS

SET SIZE	SHOE THICKNESS	PD*	PART NO BLACK
30 ft. Set	1/4"	PD	73340840
25 ft. Set	1/4"	PD	73340841
20 ft. Set	1/4"	PD	73340842

REPLACEMENT PARTS

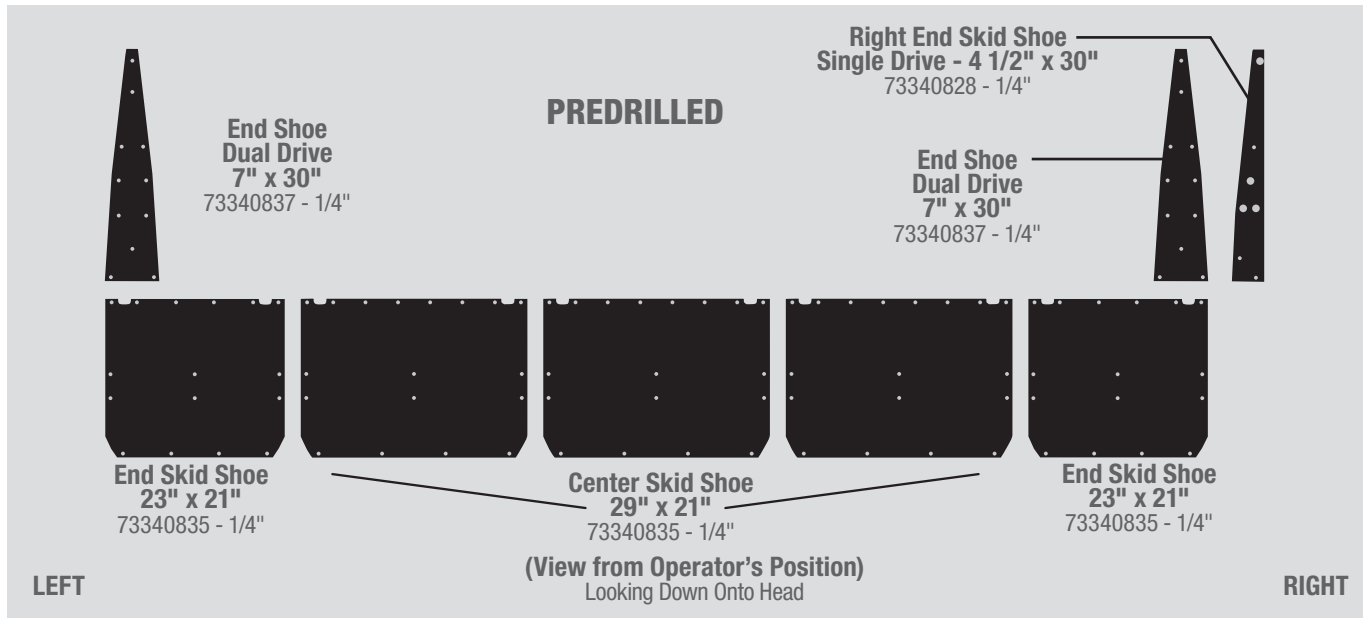
SIZE	SHOE THICKNESS	DESCRIPTION	PD*	PART NO BLACK
17" x 18"	1/4"	End Skid Shoe	PD	73340852
29" x 18"	1/4"	Center Skid Shoe	PD	73340853
6 1/2" x 24"	1/4"	End Shoe	PD	73340846

*PD = Predrilled

Hardware included = Size 86 Small Head Pop Rivets. Extra rivets can be purchased on page 89.



NEW HOLLAND 74C SERIES - PIN: PNL017183 - PNL017800




NEW HOLLAND 74C SERIES - 1/4" THICK - PIN: PNL017183 - PNL017800 - SETS

SET SIZE	SHOE THICKNESS	PD*	PART NO BLACK
30 ft. Set	1/4"	PD	73340832
25 ft. Set	1/4"	PD	73340833
20 ft. Set	1/4"	PD	73340834

REPLACEMENT PARTS

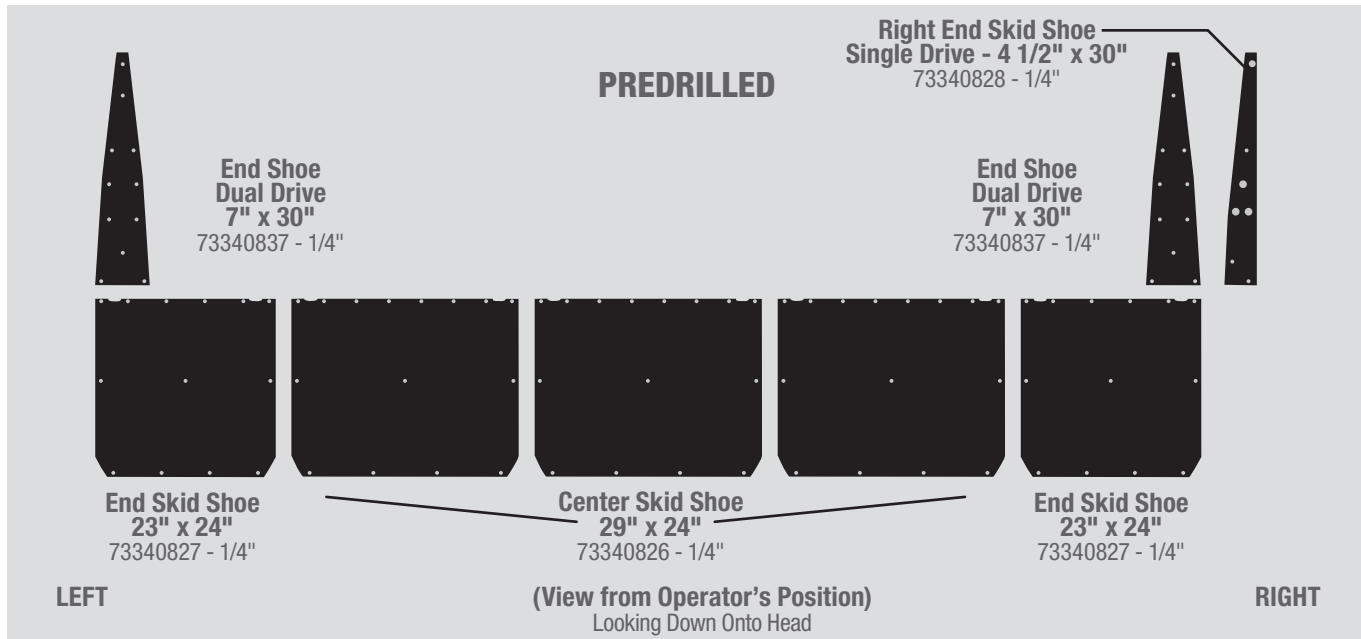
SIZE	SHOE THICKNESS	DESCRIPTION	PD*	PART NO BLACK
23" x 21"	1/4"	End Skid Shoe	PD	73340835
29" x 21"	1/4"	Center Skid Shoe	PD	73340836
7" x 30"	1/4"	End Skid Shoe - Dual Drive	PD	73340837
4 1/2" x 30"	1/4"	Right End Skid Shoe - Single Drive	PD	73340828

*PD = Predrilled Hardware included = Size 86 Small Head Pop Rivets. Extra rivets can be purchased on page 89.



PREMIUM POLY SKID SHOES

NEW HOLLAND 74C SERIES - PIN: BEFORE PNL017183 INCLUDING ALL HAJ PINS



NEW HOLLAND 74C SERIES - 1/4" THICK - PIN: BEFORE PNL017183 INCLUDING ALL HAJ PIN'S - SETS

SET SIZE	SHOE THICKNESS	PD*	PART NO BLACK
30 ft. Set	1/4"	PD	73340816
25 ft. Set	1/4"	PD	73340817
20 ft. Set	1/4"	PD	73340820

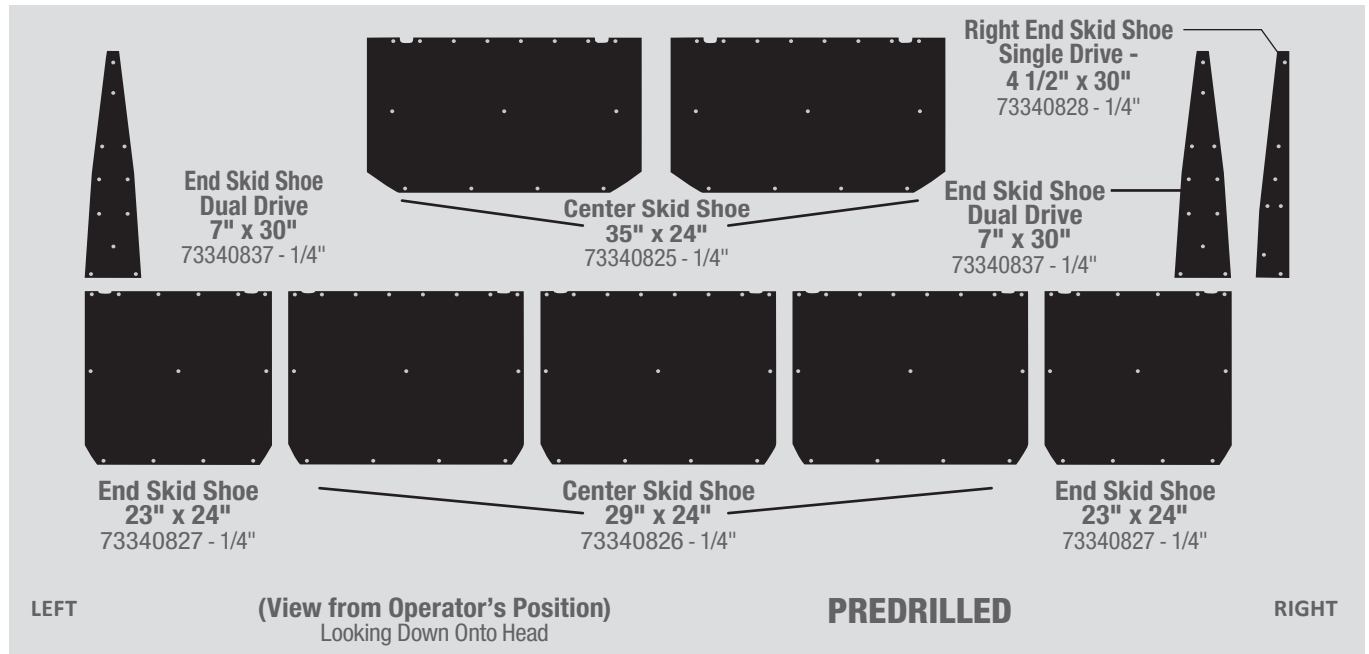
REPLACEMENT PARTS

SIZE	SHOE THICKNESS	DESCRIPTION	PD*	PART NO BLACK
23" x 21"	1/4"	End Skid Shoe	PD	73340827
29" x 21"	1/4"	Center Skid Shoe	PD	73340826
7" x 30"	1/4"	End Skid Shoe - Dual Drive	PD	73340837
4 1/2" x 30"	1/4"	Right End Skid Shoe - Single Drive	PD	73340828

*PD = Predrilled Hardware included = Size 86 Small Head Pop Rivets. Extra rivets can be purchased on page 89.



NEW HOLLAND 973/73C SERIES



NEW HOLLAND 973/73C SERIES - 1/4" THICK - SETS

SET SIZE	SHOE THICKNESS	PD*	PART NO BLACK
30 ft. Set	1/4"	PD	73340816
25 ft. Set	1/4"	PD	73340817
24 ft. Set	1/4"	PD	73340818
22 ft. Set	1/4"	PD	73340819
20 ft. Set	1/4"	PD	73340820
18 ft. Set	1/4"	PD	73340778
16 ft. Set	1/4"	PD	73340822
15 ft. Set	1/4"	PD	73340823
13 ft. Set	1/4"	PD	73340824

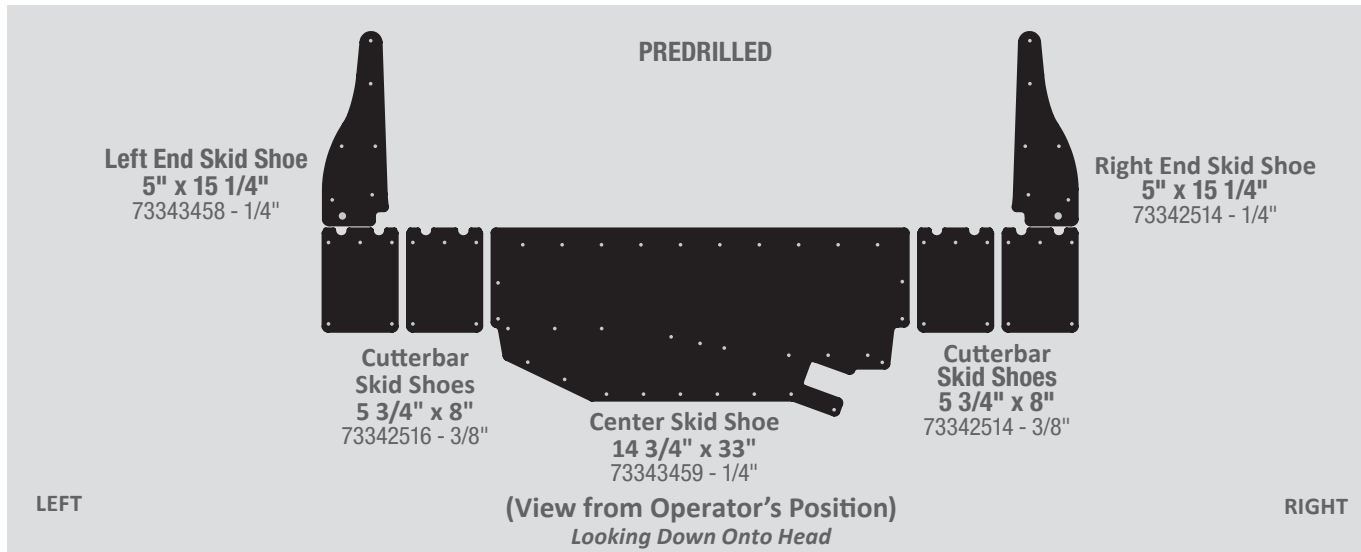
REPLACEMENT PARTS

DESCRIPTION	SHOE THICKNESS	PD*	PART NO BLACK
35" x 24" Center Skid Shoe	1/4"	PD	73340825
29" x 24" Center Skid Shoe	1/4"	PD	73340826
23" x 24" End Skid Shoe	1/4"	PD	73340827
4 1/2" x 30" Single Drive	1/4"	PD	73340828
7" x 30" Dual Drive	1/4"	PD	73340837

*PD = Predrilled

Hardware included = Size 86 Small Head Pop Rivets. Extra rivets can be purchased on page 89.

NEW HOLLAND 880CF /840CD SERIES DRAPER



NEW HOLLAND 880CF /840CD SERIES DRAPER - 3/8" and 1/4" THICK - SETS

SET SIZE	SHOE THICKNESS	PD*	PART NO BLACK
45 ft. Set	3/8" Molded Cutterbars & 1/4" Center/Ends	PD	73343453
40 ft. Set	3/8" Molded Cutterbars & 1/4" Center/Ends	PD	73343454
35 ft. Set	3/8" Molded Cutterbars & 1/4" Center/Ends	PD	73343455
30 ft. Set	3/8" Molded Cutterbars & 1/4" Center/Ends	PD	73343456
25 ft. Set	3/8" Molded Cutterbars & 1/4" Center/Ends	PD	73343457

NOTE: Center Skid Shoes are 3/8" thick molded. End Skid Shoes are 1/4" thick and are not molded.

REPLACEMENT PARTS

SIZE	SHOE THICKNESS	DESCRIPTION	PD*	PART NO BLACK
5" x 15 1/4"	1/4"	Left End Skid Shoe	PD	73343458
5" x 15 1/4"	1/4"	Right End Skid Shoe	PD	73342514
14 3/4" x 33"	1/4"	Center Skid Shoe	PD	73343459
5 3/4" x 8"	3/8" Molded	Cutterbar Skid Shoe	PD	73342516

*PD = Predrilled NOTE: Center Skid Shoes are 3/8" thick molded. End Skid Shoes are 1/4" thick and are not molded.

Hardware included = 86 Small Head Pop Rivets. Extra rivets can be purchased on page 89.


Part 73343459 (Center Skid Shoe) uses M6 Bolts.



NEW HOLLAND 86C /83C /82C SERIES DRAPER

PREDRILLED
NOTE: Molded Cutterbar Skid Shoes are not available at this time.

THICKER
than OEM

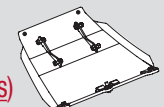



Left End Skid Shoe
11" x 15"
73343464 - 3/8"

Center Skid Shoe
14" x 16"
73343466 - 3/8"

Right End Skid Shoe
11" x 15"
73343465 - 3/8"

Center Skid Shoe Assembly
14" x 16"
73344524 - 3/8"
(Order separately - NOT INCLUDED in kits)





Draper Skid Plate
35 3/16" x 76 5/8"
73344525 - 1/4"
(Order separately - NOT INCLUDED in kits)

LEFT

(View from Operator's Position)
Looking Down Onto Head

RIGHT

NEW HOLLAND 86C /83C /82C SERIES DRAPER - 3/8" THICK - SETS

SET SIZE	SHOE THICKNESS	PD*	PART NO WHITE
45 ft. Set	3/8" Center/Ends	PD	73343460
40 ft. Set	3/8" Center/Ends	PD	73343460
35 ft. Set	3/8" Center/Ends	PD	73343460
35 ft. Set	3/8" Center/Ends	PD	73343460

NOTE: Molded Cutterbar Skid Shoes are not available at this time.

REPLACEMENT PARTS

SIZE	SHOE THICKNESS	DESCRIPTION	PD*	PART NO WHITE
11" x 15"	3/8"	Left End Skid Shoe	PD	73343464
11" x 15"	3/8"	Right End Skid Shoe	PD	73343465
14" x 16"	3/8"	Center Skid Shoe	PD	73343466
7" x 19"	3/8"	Transition Pan Skid Shoe (Sold separately)	PD	73343475

*PD = Predrilled Hardware included = Nuts and Bolts. Extra rivets can be purchased on page 89.

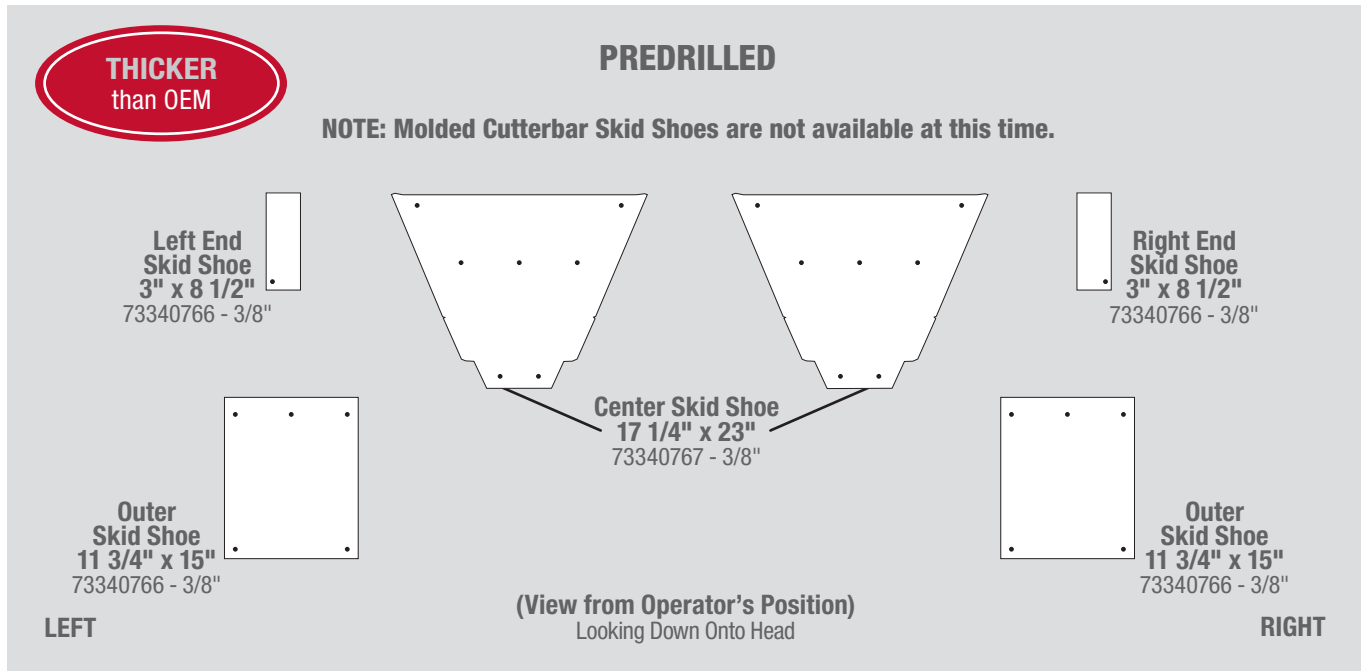
Center Skid Shoe Assembly
73344524 - 14" x 16" - 3/8"
includes metal skid plate,
poly skid shoe
and mounting hardware

Reuse your factory OEM mount brackets for installation →



PREMIUM POLY SKID SHOES

NEW HOLLAND 84C SERIES DRAPER - AFTER SERIAL #PPP001119



NEW HOLLAND 84C SERIES DRAPER - 3/8" THICK - After Serial #PPP001119 - SETS


SET SIZE	SHOE THICKNESS	PD*	PART NO WHITE
36 ft. Set	3/8" Center/Ends	PD	73343478
30 ft. Set	3/8" Center/Ends	PD	73343478

REPLACEMENT PARTS

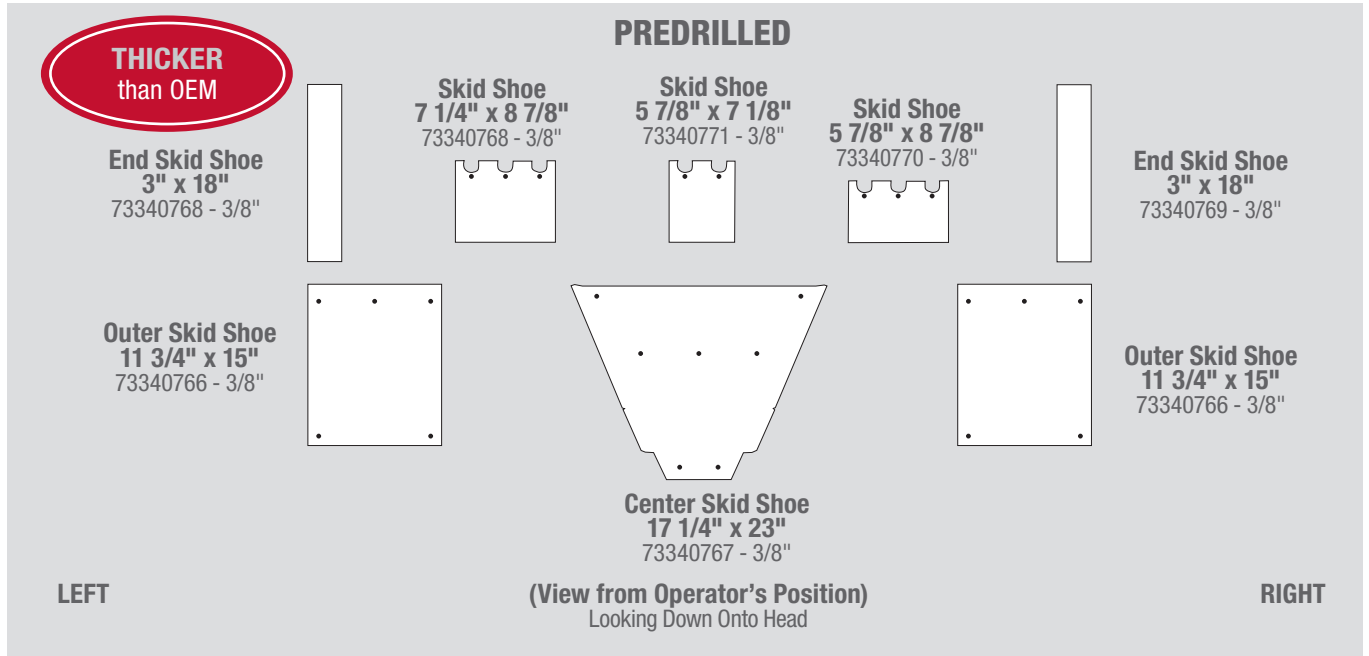
SIZE	SHOE THICKNESS	DESCRIPTION	PD*	PART NO WHITE
3" x 8 1/2"	3/8"	Left End Skid Shoe	PD	73344721
3" x 8 1/2"	3/8"	Right End Skid Shoe	PD	73344722
17 1/4" x 23"	3/8"	Center Skid Shoe	PD	73340767
11 3/4" x 15"	3/8"	Outer Skid Shoe	PD	73340766

*PD = Predrilled Hardware included = Nuts and Bolts

Part 73340767 (Center Skid Shoe) uses 68 Small Head Pop Rivets. Extra rivets can be purchased on page 89.



NEW HOLLAND 84C SERIES DRAPER - BEFORE SERIAL #PPP001119




NEW HOLLAND 84C SERIES DRAPER - 3/8" THICK - Before Serial #PPP001119 - SETS

SET SIZE	SHOE THICKNESS	PD*	PART NO WHITE
36 ft. Set	3/8" Centers/Ends	PD	73340764
30 ft. Set	3/8" Centers/Ends	PD	73340765

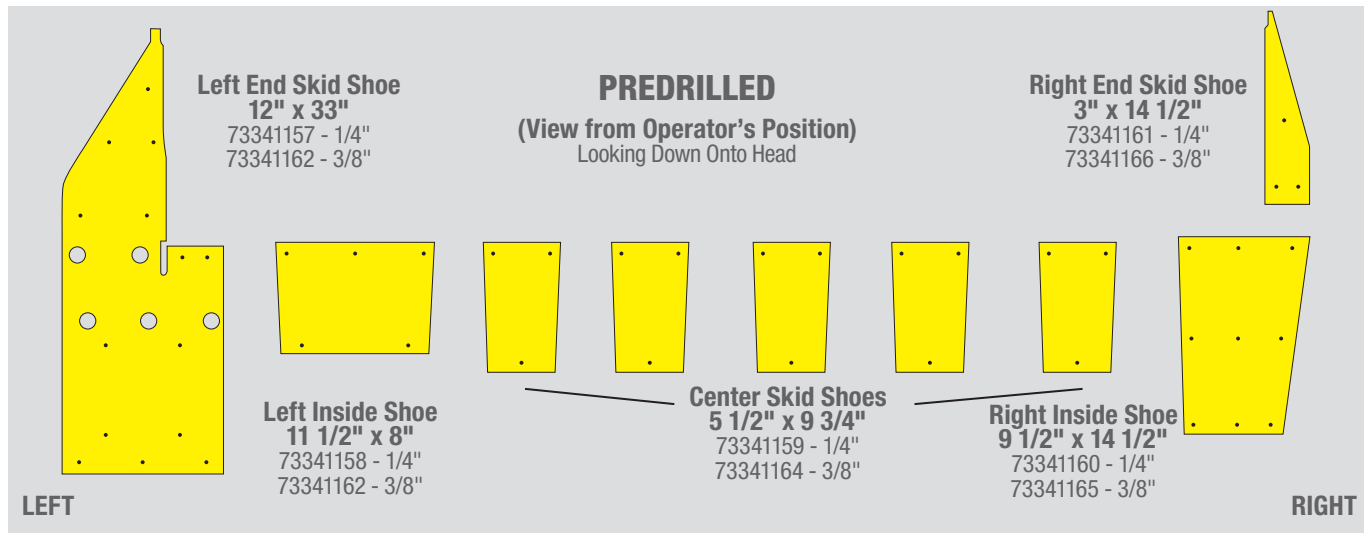
REPLACEMENT PARTS

SIZE	SHOE THICKNESS	DESCRIPTION	PD*	PART NO WHITE
3" x 18"	3/8"	End Skid Shoe	PD	73340769
11 3/4" x 15"	3/8"	Outer Skid Shoe	PD	73340766
17 1/4" x 23"	3/8"	Center Skid Shoe	PD	73340767
7 1/4" x 8 7/8"	3/8"	Skid Shoe	PD	73340768
5 7/8" x 7 1/8"	3/8"	Skid Shoe	PD	73340771
5 7/8" x 8 7/8"	3/8"	Skid Shoe	PD	73340770

*PD = Predrilled Hardware included = Nuts and Bolts Extra rivets can be purchased on page 89.



JOHN DEERE 600F SERIES



JD 600F SERIES SETS - 3/8" and 1/4" THICK

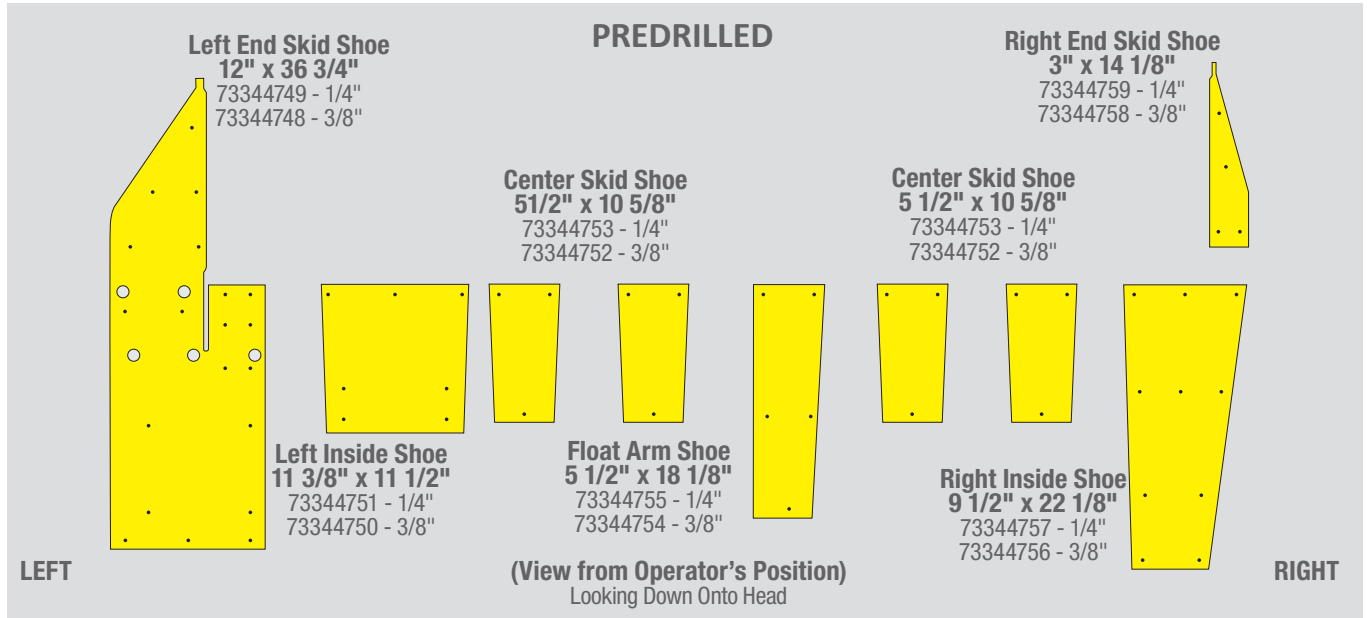
SET SIZE	SHOE THICKNESS	PD*	PART NO YELLOW
35 ft. Set	3/8"	PD	73341152
	1/4"	PD	73341147
30 ft. Set	3/8"	PD	73341153
	1/4"	PD	73341148
25 ft. Set	3/8"	PD	73341154
	1/4"	PD	73341149
20 ft. Set	3/8"	PD	73341155
	1/4"	PD	73341150
18 ft. Set	3/8"	PD	73341156
	1/4"	PD	73341151

REPLACEMENT PARTS

DESCRIPTION	SHOE THICKNESS	PD*	PART NO YELLOW
Left End Skid Shoe - 12" x 33"	3/8"	PD	73341162
Left End Skid Shoe - 12" x 33"	1/4"	PD	73341157
Left Inside Shoe - 11 1/2" x 8"	3/8"	PD	73341163
Left Inside Shoe - 11 1/2" x 8"	1/4"	PD	73341158
Center Skid Shoe - 5 1/2" x 9 3/4"	3/8"	PD	73341164
Center Skid Shoe - 5 1/2" x 9 3/4"	1/4"	PD	73341159
Right Inside Shoe - 9 1/2" x 14 1/2"	3/8"	PD	73341165
Right Inside Shoe - 9 1/2" x 14 1/2"	1/4"	PD	73341160
Right End Skid Shoe - 3" x 14 1/2"	3/8"	PD	73341166
Right End Skid Shoe - 3" x 14 1/2"	1/4"	PD	73341161

*PD = Predrilled Hardware included = Size 88 Small Head Pop Rivets. Extra rivets can be purchased on page 89.

JOHN DEERE 600F RAISED CUT SERIES



JD 600F RAISED CUT SETS - 3/8" and 1/4" THICK

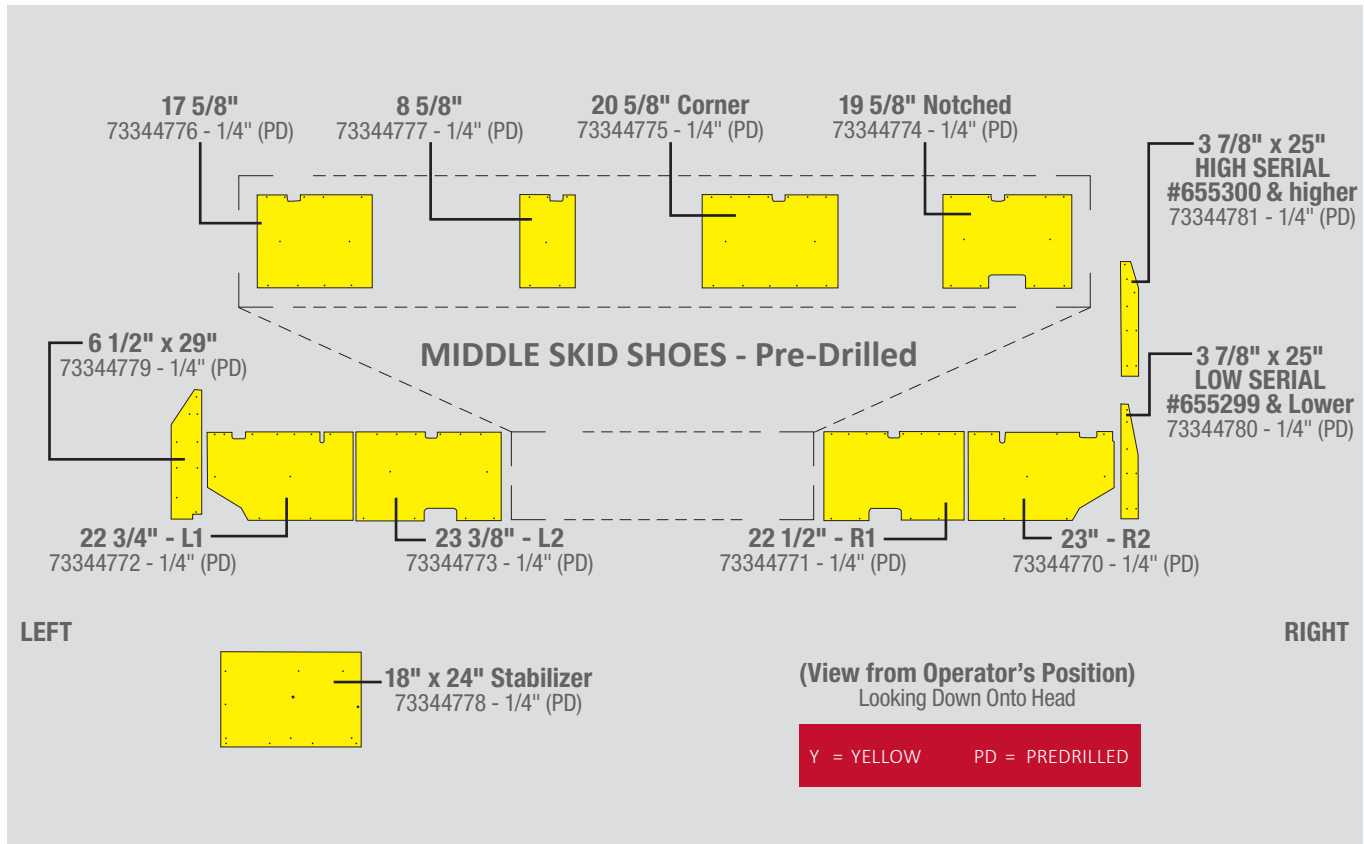
SET SIZE	SHOE THICKNESS	PD*	PART NO YELLOW	SET SIZE	SHOE THICKNESS	PD*	PART NO YELLOW
35 ft. Set	3/8"	PD	73344922	22 ft. Set	3/8"	PD	73344925
	1/4"	PD	73344743		1/4"	PD	73344746
30 ft. Set	3/8"	PD	73344923	20 ft. Set	3/8"	PD	73344926
	1/4"	PD	73344744		1/4"	PD	73344747
25 ft. Set	3/8"	PD	73344924				
	1/4"	PD	73344745				

REPLACEMENT PARTS

DESCRIPTION	SIZE	SHOE THICKNESS	PD*	PART NO YELLOW
Left End Skid Shoe	12" x 36 3/4"	3/8"	PD	73344748
Left End Skid Shoe	12" x 36 3/4"	1/4"	PD	73344749
Left Inside Shoe	11 3/8" x 11 1/2"	3/8"	PD	73344750
Left Inside Shoe	11 3/8" x 11 1/2"	1/4"	PD	73344751
Center Skid Shoe	5 1/2" x 10 5/8"	3/8"	PD	73344752
Center Skid Shoe	5 1/2" x 10 5/8"	1/4"	PD	73344753
Float Arm Shoe	5 1/2" x 18 1/8"	3/8"	PD	73344754
Float Arm Shoe	5 1/2" x 18 1/8"	1/4"	PD	73344755
Right Inside Shoe	9 1/2" x 22 1/8"	3/8"	PD	73344756
Right Inside Shoe	9 1/2" x 22 1/8"	1/4"	PD	73344757
Right End Skid Shoe	3" x 14 1/8"	3/8"	PD	73344758
Right End Skid Shoe	3" x 14 1/8"	1/4"	PD	73344759

*PD = Predrilled Hardware included = Size 88 Small Head Pop Rivets. Extra rivets can be purchased on page 89.

JOHN DEERE 900F SERIES



JOHN DEERE 900F SERIES - 1/2" MEGA and 1/4" THICK - SETS

SET SIZE	SHOE THICKNESS	PD*	PART NO YELLOW
30 ft. Set	1/4"	PD	73344760
25 ft. Set	1/4"	PD	73344761
24 ft. Set	1/4"	PD	73344762
22 ft. Set	1/4"	PD	73344763
20 ft. Set	1/4"	PD	73344764
18 ft. Set	1/4"	PD	73344765
15 ft. Set	1/4"	PD	73344766
13 ft. Set	1/4"	PD	73344767

*PD = Predrilled

Hardware included = 12-16 Pound Rivets for 1/2" MEGA/Undrilled Sets and 10-16 Pound Rivets for 1/4" Predrilled Sets. Extra rivets can be purchased on page 89.

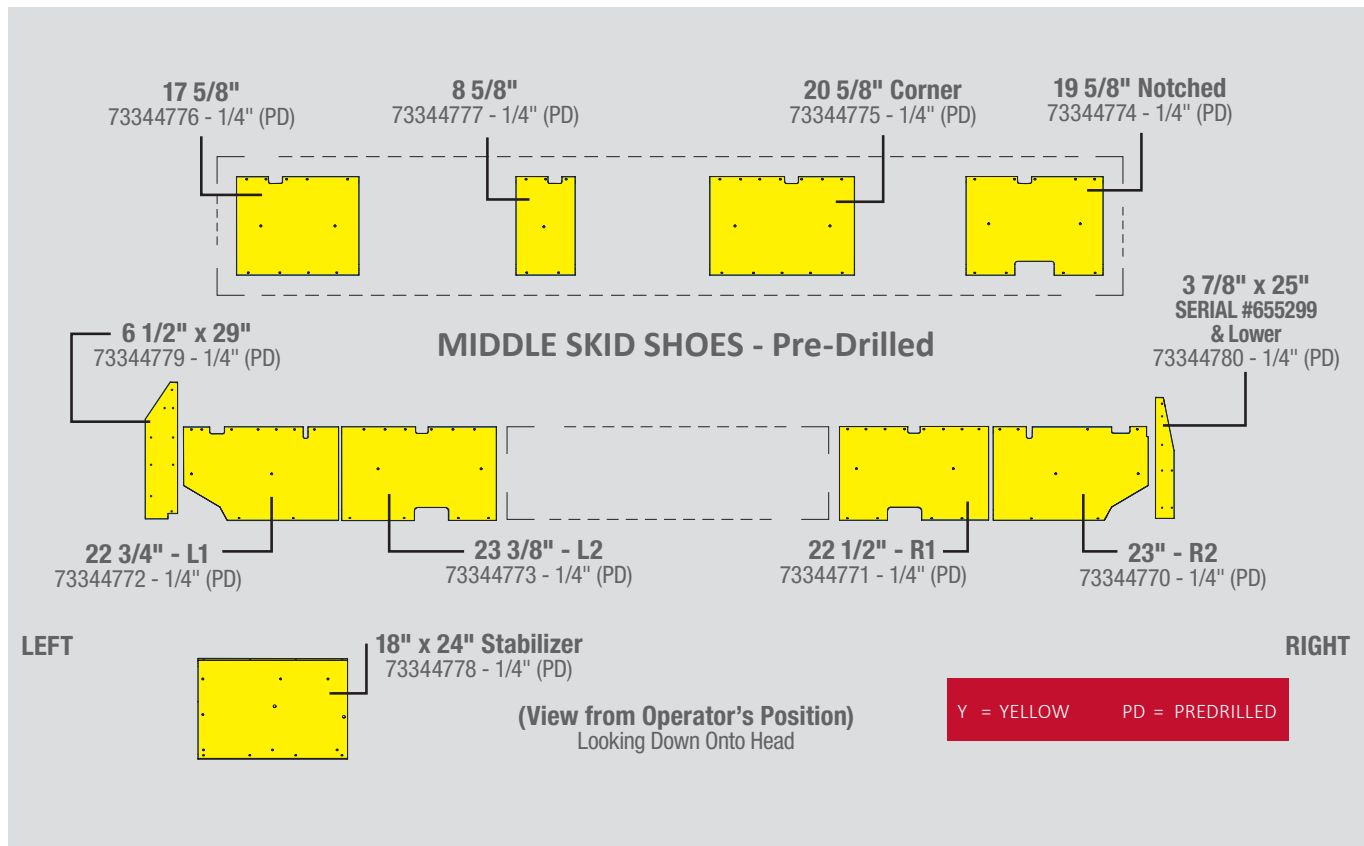
JOHN DEERE 900F SERIES REPLACEMENT PARTS

DESCRIPTION	SHOE THICKNESS	PD*	PART NO YELLOW
*Left End Kit (L1) & (L2)	1/4"	PD	73344768
*Right End Kit (R1) & (R2)	1/4"	PD	73344769
Right Outside (R2) 23" x 16 1/2"	1/4"	PD	73344770
Right Inside (R1) 22 1/2" x 16 1/2"	1/4"	PD	73344771
Left Outside (L1) 22 3/4" x 16 1/2"	1/4"	PD	73344772
Left Inside (L2) 23 5/8" x 16 1/2"	1/4"	PD	73344773
Notched Cut 19 5/8" x 16 1/2"	1/4"	PD	73344774
Corner Cut 20 5/8" x 16 1/2"	1/4"	PD	73344775
Middle 17 5/8" x 16 1/2"	1/4"	PD	73344776
Middle 8 5/8" x 16 1/2"	1/4"	PD	73344777
Stabilizer Pad 18" x 24"	1/4"	PD	73344778
End Shoe - Left 6 1/2" x 29"	1/4"	PD	73344779
End Shoe - Right 3 7/8" x 25" Low Serial #655299 & lower	1/4"	PD	73344780
End Shoe - Right 3 7/8" x 25"	1/4"	PD	73344781

*End Shoe Kit includes both outside and inside pieces.

*PD = Predrilled Hardware included = 10-16 Pound Rivets for 1/4" Predrilled Sets. Extra rivets can be purchased on page 89.

JOHN DEERE 200F SERIES



JOHN DEERE 200F SERIES - 1/4" THICK - SETS

SET SIZE	SHOE THICKNESS	PD*	PART NO YELLOW
24 ft. Set	1/4"	PD	73344762
22 ft. Set	1/4"	PD	73344782
20 ft. Set	1/4"	PD	73344764
18 ft. Set	1/4"	PD	73344765
16 ft. Set	1/4"	PD	73344783
15 ft. Set	1/4"	PD	73344784
13 ft. Set	1/4"	PD	73344767

*PD = Predrilled
 Hardware included = 12-16 Pound Rivets for 1/2" MEGA/Undrilled Sets and 10-16 Pound Rivets for 1/4" Predrilled Sets.
 Extra rivets can be purchased on page 89.

JOHN DEERE 200F SERIES - REPLACEMENT PARTS

DESCRIPTION	SHOE THICKNESS	PD*	PART NO YELLOW
*Left End Kit (L1) & (L2)	1/4"	PD	73344768
*Right End Kit (R1) & (R2)	1/4"	PD	73344769
Right Outside (R2) 23" x 16 1/2"	1/4"	PD	73344770
Right Inside (R1) 22 1/2" x 16 1/2"	1/4"	PD	73344771
Left Outside (L1) 22 3/4" x 16 1/2"	1/4"	PD	73344772
Left Inside (L2) 23 3/8" x 16 1/2"	1/4"	PD	73344773
Notched Cut 19 5/8" x 16 1/2"	1/4"	PD	73344774
Corner Cut 20 5/8" x 16 1/2"	1/4"	PD	73344775
Middle 17 5/8" x 16 1/2"	1/4"	PD	73344776
Middle 8 5/8" x 16 1/2"	1/4"	PD	73344777
Stabilizer Pad 18" x 24"	1/4"	PD	73344778
End Shoe - Left 6 1/2" x 29"	1/4"	PD	73344779
End Shoe - Right 3 7/8" x 25"	1/4"	PD	73344780

*End Shoe Kit includes both outside and inside pieces. *PD = Predrilled
Hardware included = 12-16 Pound Rivets for 1/2" MEGA/Undrilled Sets and 10-16 Pound Rivets for 1/4" Predrilled Sets.
Extra rivets can be purchased on page 89.

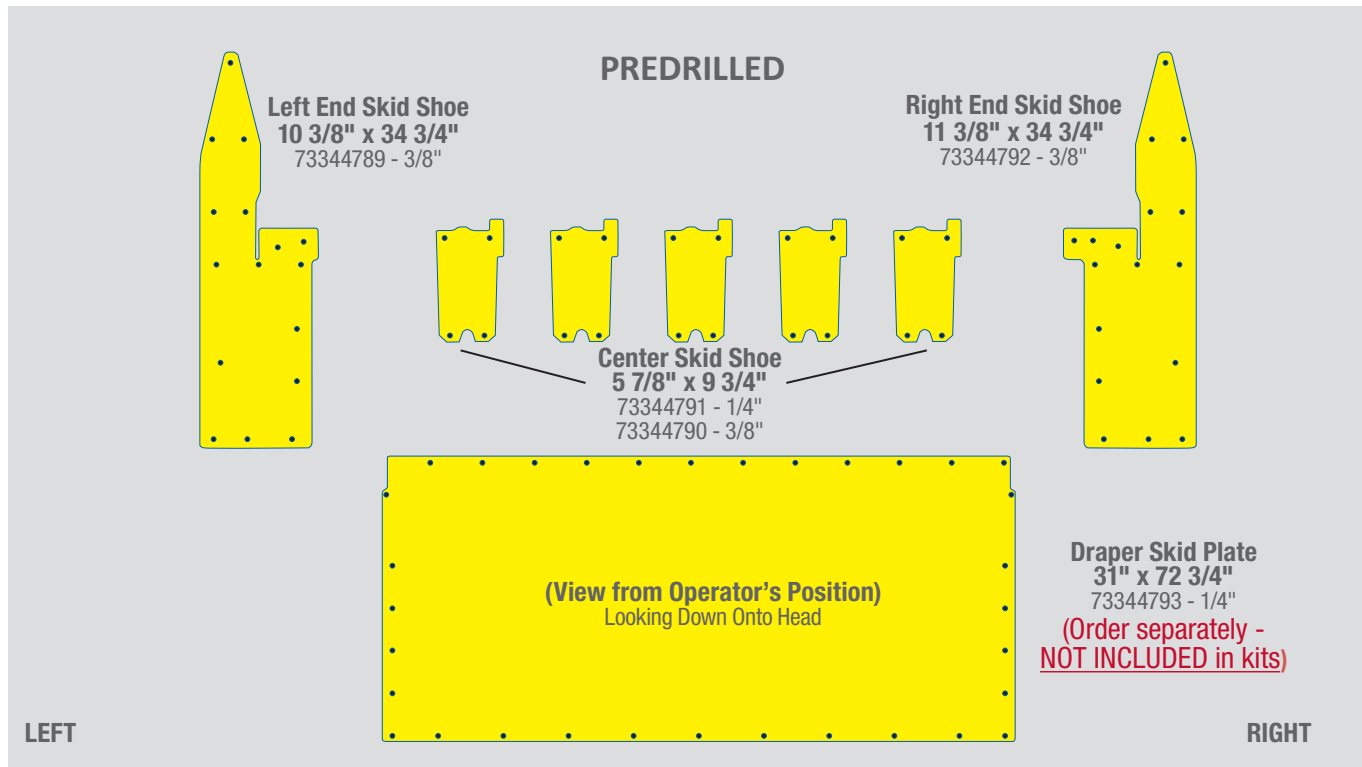
John Deere
established hole
pattern in 1990.



PREDRILLED 1/4"

PREMIUM POLY SKID SHOES

JOHN DEERE 600FD SERIES - 2016 & NEWER AFTER SERIAL #785000



JOHN DEERE 600FD SERIES SETS 3/8" and 1/4" THICK - 2016 & Newer After Serial #785000

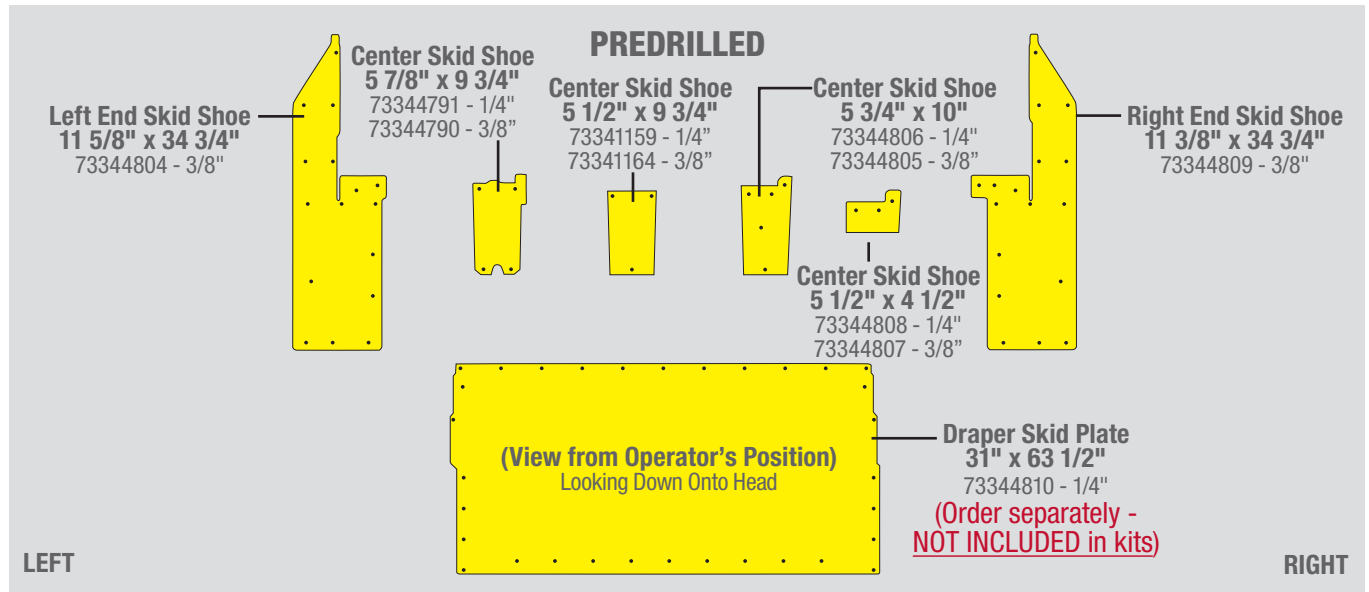
SET SIZE	SHOE THICKNESS	PD*	PART NO YELLOW
45 ft. Set	3/8"	PD	73344940
	1/4"	PD	73344785
40 ft. Set	3/8"	PD	73344939
	1/4"	PD	73344786
35 ft. Set	3/8"	PD	73344938
	1/4"	PD	73344787
30 ft. Set	3/8"	PD	73344937
	1/4"	PD	73344788

REPLACEMENT PARTS

DESCRIPTION	SIZE	SHOE THICKNESS	PD*	PART NO YELLOW
Left End Skid Shoe	10 3/8" x 34 3/4"	3/8"	PD	73344789
Center Skid Shoe	5 7/8" x 9 3/4"	3/8"	PD	73344790
Center Skid Shoe	5 7/8" x 9 3/4"	1/4"	PD	73344791
Right End Skid Shoe	11 3/8" x 34 3/4"	3/8"	PD	73344792
Draper Skid Plate (Sold separately)	31" x 72 3/4"	1/4"	PD	73344793

*PD = Predrilled Hardware included = Size 88 Small Head Pop Rivets. Extra rivets can be purchased on page 89.

JOHN DEERE 600FD SERIES - 2015 & OLDER



JOHN DEERE 600FD SERIES SETS 3/8" and 1/4" THICK - 2015

SET SIZE	SHOE THICKNESS	PD*	PART NO YELLOW	SET SIZE	SHOE THICKNESS	PD*	PART NO YELLOW
45 ft. Set	3/8"	PD	73344936	35 ft. Set	3/8"	PD	73344934
	1/4"	PD	73344794		1/4"	PD	73344796
40 ft. Set	3/8"	PD	73344935	30 ft. Set	3/8"	PD	73344933
	1/4"	PD	73344795		1/4"	PD	73344797

JOHN DEERE 600FD SERIES SETS 3/8" & 1/4" THICK - 2013/2014

SET SIZE	SHOE THICKNESS	PD*	PART NO YELLOW
40 ft. Set	3/8"	PD	73344928
	1/4"	PD	73344801
35 ft. Set	3/8"	PD	73344927
	1/4"	PD	73344802
30 ft. Set	3/8"	PD	73344929
	1/4"	PD	73344803

JOHN DEERE 600FD SERIES SETS 3/8" and 1/4" THICK - 2012

SET SIZE	SHOE THICKNESS	PD*	PART NO YELLOW
40 ft. Set	3/8"	PD	73344932
	1/4"	PD	73344798
35 ft. Set	3/8"	PD	73344931
	1/4"	PD	73344799
30 ft. Set	3/8"	PD	73344930
	1/4"	PD	73344800

JOHN DEERE 600FD SERIES REPLACEMENT PARTS

SET SIZE	SHOE THICKNESS	PD*	PART NO YELLOW
Left End Skid Shoe 11 5/8" x 34 3/4"	3/8"	PD	73344804
Center Skid Shoe 5 7/8" x 9 3/4"	3/8"	PD	73344790
Center Skid Shoe 5 7/8" x 9 3/4"	1/4"	PD	73344791
Center Skid Shoe 5 1/2" x 9 3/4"	3/8"	PD	73341164
Center Skid Shoe 5 1/2" x 9 3/4"	1/4"	PD	73341159
Center Skid Shoe 5 3/4" x 10"	3/8"	PD	73344805
Center Skid Shoe 5 3/4" x 10"	1/4"	PD	73344806
Center Skid Shoe 5 1/2" x 4 1/4"	3/8"	PD	73344807
Center Skid Shoe 5 1/2" x 4 1/4"	1/4"	PD	73344808
Right End Skid Shoe 11 3/8" x 34 3/4"	3/8"	PD	73344809
Draper Skid Plate 31" x 63 1/2" (Sold separately)	1/4"	PD	73344810


*PD = Predrilled Hardware included = Size 88 Small Head Pop Rivets. Extra rivets can be purchased on page 89.

MACDON FD1 /D1 & FD75 /D65 DRAPER

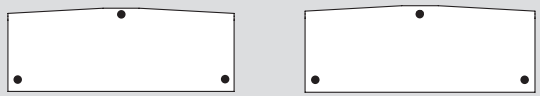
THICKER
than OEM

PREDRILLED*


NOTE: Molded Cutterbar Skid Shoes are not available at this time.



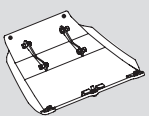
Left End Skid Shoe
11" x 15"
73343464 - 3/8"




Transition Pan Skid Shoe
7" x 19"
73343475 - 1/4"



Right End Skid Shoe
11" x 15"
73343465 - 3/8"



Center Skid Shoe Assembly
14" x 16"
73344524 - 3/8"
(Order separately - NOT INCLUDED in kits)



Draper Skid Plate
35 3/16" x 76 5/8"
73344525 - 1/4"
(Order separately - NOT INCLUDED in kits)

LEFT

(View from Operator's Position)
Looking Down Onto Head

RIGHT

MACDON FD1 /D1 DRAPER REPLACEMENT PARTS

DESCRIPTION	SHOE THICKNESS	PD*	SIZE	PART NO WHITE
Left End Skid Shoe	3/8"	PD	11" x 15"	73343464
Right End Skid Shoe	3/8"	PD	11" x 15"	73343465
Transition Pan Skid Shoe	1/4"	PD	7" x 19"	73343475
Center Skid Assembly <small>(Sold separately) includes metal skid plate, poly skid shoe and mounting hardware</small>	3/8"	PD	14" x 16"	73344524

NOTE: Molded Cutterbar Skid Shoes are not available at this time.

MACDON FD75 /D65 DRAPER REPLACEMENT PARTS

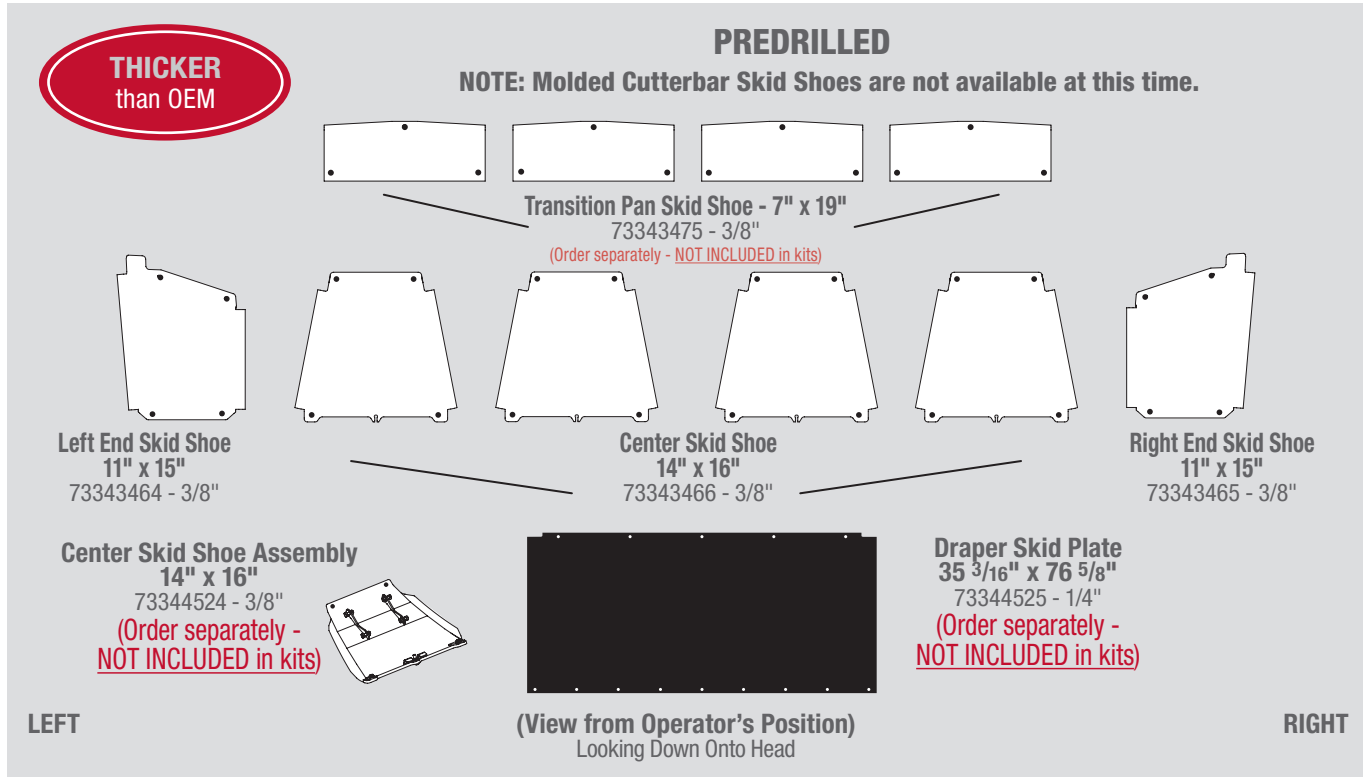
DESCRIPTION	SHOE THICKNESS	PD*	SIZE	PART NO WHITE
Left End Skid Shoe	3/8"	PD	11" x 15"	73343464
Right End Skid Shoe	3/8"	PD	11" x 15"	73343465
Transition Pan Skid Shoe	1/4"	PD	7" x 19"	73343475
Center Skid Assembly (Sold separately) <small>includes metal skid plate, poly skid shoe and mounting hardware</small>	3/8"	PD	14" x 16"	73344524
Draper Skid Plate CA25 Adapter & CA20 Adapter (2012 & Newer) (Sold separately)	1/4"	PD	35 7/16" x 79"	73344811

*PD = Predrilled Hardware included = Nuts and Bolts. Extra rivets can be purchased on page 89.

Center Skid Shoe Assembly
73344524 - 14" x 16" - 3/8"
includes metal skid plate, poly skid shoe and mounting hardware
Reuse your factory OEM mount brackets for installation →



MACDON FD70 /D60 /D50 DRAPER



MACDON FD70 /D60 /D50 DRAPER - 3/8" THICK - SETS

SET SIZE	SHOE THICKNESS	PD*	PART NO WHITE
45 ft. Set	3/8" Center/Ends	PD	73343460
40 ft. Set	3/8" Center/Ends	PD	73343460
35 ft. Set	3/8" Center/Ends	PD	73343460
30 ft. Set	3/8" Center/Ends	PD	73343460

NOTE: Molded Cutterbar Skid Shoes are not available at this time.

REPLACEMENT PARTS

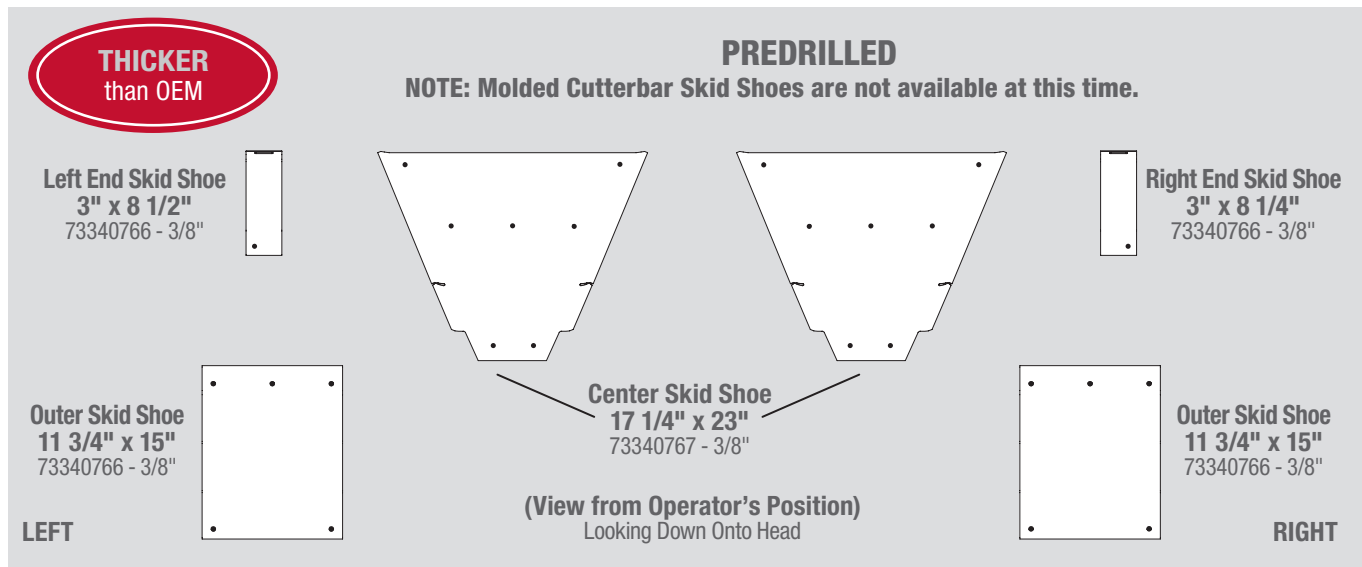
DESCRIPTION	SHOE THICKNESS	PD*	SIZE	PART NO WHITE
Left End Skid Shoe	3/8"	PD	11" x 15"	73343464
Right End Skid Shoe	3/8"	PD	11" x 15"	73343465
Center Skid Shoe	3/8"	PD	14" x 16"	73343466
Transition Pan Skid Shoe (Sold separately)	3/8"	PD	7" x 19"	73343475

*PD = Predrilled Hardware included = Nuts and Bolts. Extra rivets can be purchased on page 89.

Center Skid Shoe Assembly
73344524 - 14" x 16" - 3/8"
includes metal skid plate,
poly skid shoe
and mounting hardware

Reuse your factory OEM mount brackets for installation

MACDON 974/973 DRAPER - 2006 & NEWER



MACDON 974 DRAPER - 3/8" THICK - 2006 & Newer - SETS

SET SIZE	SHOE THICKNESS	PD*	PART NO WHITE
36 ft. Set	3/8" Center/Ends	PD	73343478
30 ft. Set	3/8" Center/Ends	PD	73343478
25 ft. Set	3/8" Center/Ends	PD	73343476
21 ft. Set	3/8" Center/Ends	PD	73343476

NOTE: Molded Cutterbar Skid Shoes are not available at this time.

MACDON 973 DRAPER - 3/8" THICK - 2006 & Newer - SETS

SET SIZE	SHOE THICKNESS	PD*	PART NO WHITE
39 ft. Set	3/8" Center/Ends	PD	73343468
36 ft. Set	3/8" Center/Ends	PD	73343468
30 ft. Set	3/8" Center/Ends	PD	73343468

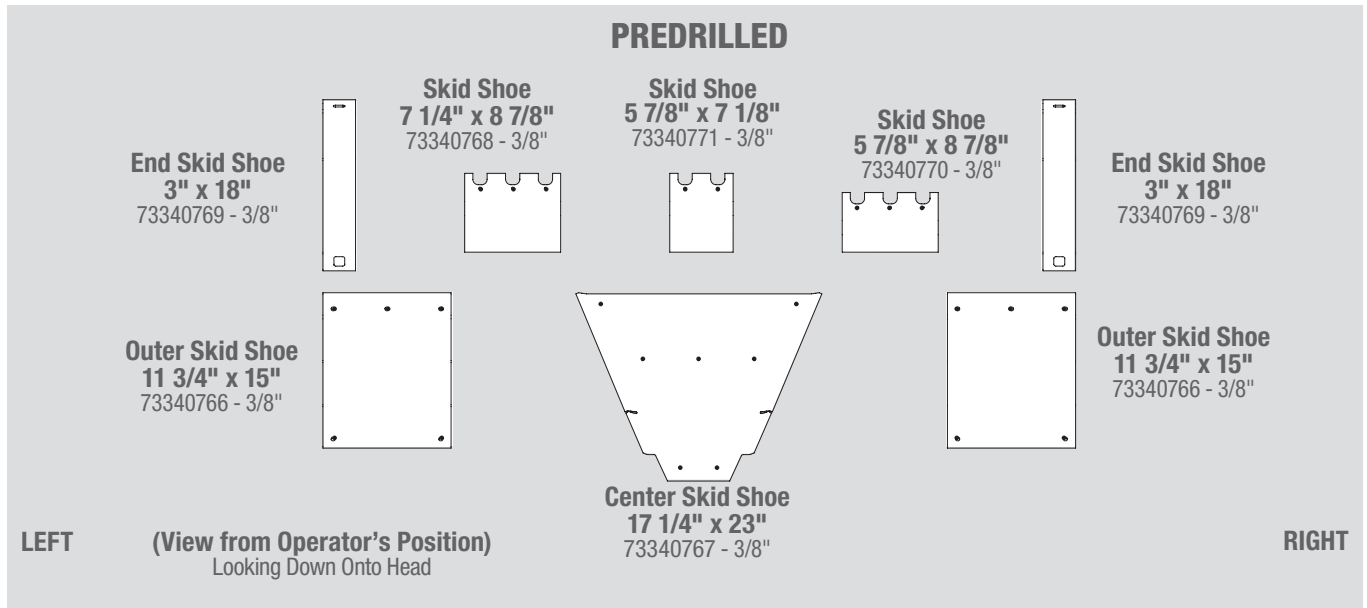
NOTE: Molded Cutterbar Skid Shoes are not available at this time.

REPLACEMENT PARTS

DESCRIPTION	SHOE THICKNESS	PD*	SIZE	PART NO WHITE
Left End Skid Shoe	3/8"	PD	3" x 8 1/2"	73344721
Right End Skid Shoe	3/8"	PD	3" x 8 1/2"	73344722
Center Skid Shoe	3/8"	PD	17 1/4" x 23"	73340767
Outer Skid Shoe	3/8"	PD	11 3/4" x 15"	73340766

*PD = Predrilled Hardware included = Nuts and Bolts Part 73340767 (Center Skid Shoe) uses 68 Small Head Pop Rivets. Extra rivets can be purchased on page 89.

MACDON 974 /973 DRAPER - 2005 & BEFORE



MACDON 974 DRAPER - 3/8" THICK - 2005 & Before - SETS

SET SIZE	SHOE THICKNESS	PD*	PART NO WHITE
36 ft. Set	3/8" Thick	PD	73340764
30 ft. Set	3/8" Thick	PD	73340765
25 ft. Set	3/8" Thick	PD	73344812
21 ft. Set	3/8" Thick	PD	73344913

MACDON 973 DRAPER - 3/8" THICK - 2005 & Before - SETS

SET SIZE	SHOE THICKNESS	PD*	PART NO WHITE
39 ft. Set	3/8" Thick	PD	73344723
36 ft. Set	3/8" Thick	PD	73344625
30 ft. Set	3/8" Thick	PD	73344725
25 ft. Set	3/8" Thick	PD	73344726
21 ft. Set	3/8" Thick	PD	73344727

REPLACEMENT PARTS

DESCRIPTION	SHOE THICKNESS	PD*	SIZE	PART NO WHITE
End Skid Shoe	3/8"	PD	3" x 18"	73340769
Outer Skid Shoe	3/8"	PD	11 3/4" x 15"	73340766
Center Skid Shoe	3/8"	PD	17 1/4" x 23"	73340767
Skid Shoe	3/8"	PD	7 1/4" x 8 7/8"	73340768
Skid Shoe	3/8"	PD	5 7/8" x 7 1/8"	73340771
Skid Shoe	3/8"	PD	5 7/8" x 8 7/8"	73340770

*PD = Predrilled

Hardware included = Nuts and Bolts Parts 73340767, 73340768, 73340771 and 73340770 use 68 Small Head Pop Rivets. Extra rivets can be purchased on page 89.

SWATHER & HAYBINE POLY SKID SHOES

POLY FLOATS ACROSS THE DIRT WITHOUT BUILD UP. THERE IS LESS PUSHING AND PILING OF MUD.

Protect damaged metal with poly covering

Poly fits over worn metal shoe and costs less than metal.



CASE IH (1988 & 1989 Haybines)

DESCRIPTION	SIZE	PART NO
8360 / 8370 / 8380 / 8830 / 8840	16" x 26 3/4"	73342580
8380 Middle pad	27" x 12"	B92520
8370 / 8380 End Shoe	14" x 5 1/2"	B92519
8830 Mower Conditioner Hydro Swing	16" x 26 3/4"	73342580

INTERNATIONAL

DESCRIPTION	SIZE	PART NO
990	12" x 17"	B91645
1190	12" x 16 1/2"	B91658
4000	11 1/4" x 22 3/4"	B91643
4000	7" x 48"	B91654
4000 End Shoes	4 1/2" x 32" 3 1/2" x 32"	B91653

COTTON PICKER POLY SKID SHOES



DESCRIPTION	SIZE	PART NO
1822 / 1844 / 2044 / 2155 / 2555	4 1/2" x 21"	73342619

Use existing bolts and pop rivets in kit for mounting.

GRAIN TANK AUGER TROUGH LINERS - 1/8" THICK



- Save Money on Grain Tank Floor Repair
- Protect the high-wear areas in your grain tank
- Prevent Grain Loss

CASE IH (covers both augers)

DESCRIPTION	PART NO
7230/8230/9230	73343205
5088/6088/7088/5130/6130/7130	73343211
7010/8010/7120/8120/9120	73343204
All 2300 & 2588 Series	73340632
All 2100 Series	73340631
All 1600 Series (Except 1620)	73340630
All 1400 Series	73340629

AUGER BED LINERS

CASE IH

DESCRIPTION	PART NO
1440/1460/1470/1640/1644/1660/1666/2144/2166/2344/2366 - (4 Auger)	73344526
1480/1680/1688/2188/2377/2388/2577/2588/5088/6088/7088/5130/6130/7130 - (5 Auger)	73344527
Case IH Single Auger Bed Liner Kit (fits all models listed above)	73344528

JOHN DEERE

DESCRIPTION	PART NO
9670 STS/9770 STS/9860 STS/9970 STS/9880 STS/S650/S660/S670/S680/S690/S760/S770/S780/S790	73344529
John Deere Single Auger Bed Liner Kit (fits all models listed above)	73344530

NEW HOLLAND

DESCRIPTION	PART NO
All single auger TR models	73343201
CR920/CR940/CR960/CR970/CR980/CR9040/CR9070	73343212

JOHN DEERE (covers both augers)

DESCRIPTION	PART NO
9660 STS/9760 STS/9860 STS/9670 STS/9770 STS/9870 STS/S550 STS/S660 STS/S670 STS/S680 STS/S690 STS	73344824
9560 STS/9570 STS/9650 STS/9750 STS	73344825
9450/9550/9560/9600/9610/9650/9660	73344826
9400/9410/9500/9510	73344827

GLEANER

DESCRIPTION	PART NO
All models	73344828

UNIVERSAL KIT

DESCRIPTION	PART NO
Universal Grain Tank Auger Liner	73344829

Replacement Parts

DESCRIPTION	PART NO
2" x 24" x 15° Bent stainless steel strap	73343103
2" x 24" x 40° Bent stainless steel strap	73343108

SAVE \$\$\$ ON AUGER TROUGH REPAIR

INCLUDES:

- Stainless steel fastening strips
- Shims
- 1/8" UHMW Liner
- Pop Rivets



COMBINE PARTS

UNIVERSAL AUGER TUBE LINER

Universal Auger Tube Liners include UHMW liner, splice strip, test strip for measuring true diameter and self-tapping screws and pop rivets. To order, you will need to know the inside diameter and length of kit needed. Liner kits may need to be stacked.



DIAMETER	LENGTH	PART NO
10" Diameter Universal Tube Liner	8 ft. kit	73344531
12" Diameter Universal Tube Liner	8 ft. kit	73344532
14" Diameter Universal Tube Liner	8 ft. kit	73344533
10" Diameter Universal Tube Liner	4 ft. kit	73344534
12" Diameter Universal Tube Liner	4 ft. kit	73344535
14" Diameter Universal Tube Liner	4 ft. kit	7334436
16" Diameter Universal Tube Liner	4 ft. kit	73344537
18" Diameter Universal Tube Liner	4 ft. kit	73344538
20" Diameter Universal Tube Liner	4 ft. kit	73344539
22" Diameter Universal Tube Liner	4 ft. kit	73344540
24" Diameter Universal Tube Liner	4 ft. kit	73344541

INCLUDES:

- 1/8" UHMW Liner
- Splice strip
- Self-tapping screws and pop rivets
- Test strip for measuring true diameter

TANK FILL TUBE LINERS - 1/8" THICK

Tube liners extend the life of your auger tubes and provide a full poly surface when matched with auger wearshoes.



**PREVENTS
CORROSION & WEAR**

DESCRIPTION	PART NO
Case IH Tank Fill - 1440 / 1460 / 1470 / 1480 / 1640 / 1660 / 1644 / 1666 / 1680 / 1688 / 2144 / 2166 / 2188 / 2344 / 2366 / 2377 / 2388 / 2577 / 2588	73344542
Case IH Tank Fill Tube Liner 5088 / 6088 / 7088 / 5130 / 6130 / 7130	73344543
Case IH Tank Fill - 7010 / 7120 / 7140 / 7230 / 7240 / 8010 / 8120 / 8230 / 8240 / 8250 / 9120 / 9230 / 9240	73344544
New Holland Upper Tank Fill - CR920 / CR940 / CR960 / CR970 / CR9040 / CR9060 / CR9070 / CR9080	73344545
New Holland Lower Tank Fill - CR920 / CR940 / CR960 / CR970 / CR9040 / CR9060 / CR9070 / CR9080	73344546
John Deere Tank Fill - 9770 STS / 9870 STS	73344547
John Deere Tank Fill - 9450 / 9550 / 9650 / 9650 CTS / 9560 / 9660 / 9660 CTS (Note: Part# 73344548 will not fit 9560STS, 9650STS or 9660STS model combines)	73344548
John Deere Tank Fill - S670 (High Capacity) / S680 / S690 / S770 (High Capacity) / S780 / S790	73344549
John Deere Tank Fill Tube Liner - 9650 STS / 9750 STS / 9660 STS / 9760 STS / 9860 STS / S650 / S660 / S670 (Regular Capacity) / S760 / S770 (Regular Capacity)	73344550

All Hardware is included.

CHAFF SPREADERS


Flat Arm for Chaff Pan



Pre-load Plate



Chaff Pan Cover
(Bubble Pan shown)



Bottom Discs, Drums & Spreader Bats



Extended Hex Shafts

Chaff Spreader Kit example shown above. (Kits include sieve easy adjust kit)

HIGH PEAK DIVERTS CHAFF TO EACH SPREADER.

Spread chaff over a 16 ft. area

Eliminates two rows of chaff bed your plow will have to cut through in the future. Spreading the chaff evenly helps break down compost material quicker. These dual spreaders work well on both corn & bean debris. There are no hydraulic motors to tap into the hydraulic lines that rob your combine of power.



CHAFF SPREADER - COMPLETE UNIT

DESCRIPTION	PART NO
2188/2388/2588	73342609
Extended Sieve 1680/1688	73342606
Extended Sieve 1644/1666	B92939
1480/1680	B92510
1440/1460/1470/1640/1660	73342604

Kits include: Two Chaff Spreaders, Extended Shafts, Chaff Pan Cover, Easy Adjust Kit and Mounting Hardware.

May Wes Chaff Spreaders are not interchangeable with Case IH Chaff Spreaders.

CHAFF SPREADER - REPLACEMENT PARTS

DESCRIPTION	SIZE	PART NO
Bottom Disc - 1420/1480/1620/1680	30"	73342611
Bottom Disc - 1440/1460/1640/1660	24"	73342610
Drum (12") Tube	12"	B93253
Extended Hex Shaft	32 3/8"	73342613

CHAFF PAN COVER

DESCRIPTION	SIZE	PART NO
BUBBLE PAN (included in Chaff Spreader Unit)		
Bracket to Lift Pan - Extended Sieve 1680/1688/2188/2388/2588	-	B92940
1680/1688 Extended Sieve Pan Only 2188/2388/2588	24" x 61"	73342617
Extended Sieve Pan Only 1644/1666/2144/2166/2344/2366	24" x 48"	73342615
1480/1680	31" x 51"	B93243
1440/1460/1640/1660	32" x 43"	73342614

SIEVE EASY ADJUST KIT


DESCRIPTION	SIZE	PART NO
1680/1688 ext.	-	B93240
1480/1680	-	B93239
1440/1460/1640/1660	-	B93238

To ensure that the Chaff Spreader fits between the axles, please measure before ordering. The standard axles are 92" - 120". The Chaff Spreader will not fit axles that measure between 67" and 90".

FEEDERHOUSE SILENCER KITS

REDUCE THE RATTLE AND CLATTER OF METAL ON METAL, GRAIN ON METAL & CHAIN ON METAL

Kits include: Throat liner, drum guards, rails and top sprocket stripper plates.



THROAT LINING

Grain feeds into combine over the slippery poly and helps prevent bunching in the throat. The poly does not corrode like metal and provides a smooth surface even when placed over corroded metal. The echo from the metal on the bottom is absorbed by the poly lining, which is form-fitted to cover the existing metal.



DRUM GUARDS

Soft plastic, rubber-like material is used to cover the metal drum where the chain hits. It saves the chain from excessive wear on the drum and decreases noise.



RAILS

Cover existing metal rails with poly rails. This helps prevent clattering of metal on metal as the bars on the feederhouse chain hit the metal rails. Poly rails cushion the impact of metal for less wear on rails and bars.



TOP SPROCKET STRIPPER PLATES

As the chain goes around the metal plate, it wears grooves into the metal and flattens the bottom of the chain. With the poly plates, the chain glides across the plates and helps retain the shape of the chain. The chain will not clang against poly as it does the metal. Replace metal stripper plates with poly plates.

COMPLETE KITS

DESCRIPTION	FEEDER HOUSE DEPTH	PART NO
3 Strand Kit – 2188/2388/2588	54"	73342646
3 Strand Kit – 2188/2388/2588	60"	73342645
1480/1680/1688/2188/2388/2588	60"	73342641
2144/2166/2344/2366	60"	73342640
1420/1440/1460/1620/1640/1660/Z666/2144/2166/2344/2366	54"	73342643
1480/1680/1688/2188/2388/2588	54"	73342642
1420/1440/1460/1620/1640/1660	47"	73342644

Part # – 1440 (ser. # 10,001 & up)
1480 (ser. # 14,001 & up)

1460 (ser. # 12,001 & up)
1600 Series & up

NOTE: Not compatible with field tracker.

FEEDERHOUSE SILENCER KITS

INDIVIDUAL PARTS

DESCRIPTION	SIZE	FEEDERHOUSE DEPTH	PART NO WHITE
THROAT LINER - Not compatible with field tracker.			
1480/1680/1688/2188/2388/2588	-	60"	73342647
2144/2166/2344/2366	-	60"	73342648
1480/1680/1688/2188/2388/2588	-	54"	73342651
1420/1440/1460/1620/1640/1660/1666/2144/2166/2344/2366	-	54"	73342649
1420/1440/1460/1620/1640/1660	-	47"	B92802
Drum Guard			
Rock (recessed) or Smooth drum guard	3" x 31"	-	73342652
3 Strand Drum Guard Assembly - 3 piece set	3" x 31"	-	73342655
Rail Guide			
Rail Guide - 1400 Series - 2588 Series (please specify)	39"	47" - 54"	73342653
Rail Guide - 1400 Series - 2588 Series (please specify)	45"	60"	B95286
Top Sprocket Stripper Plate			
1440 (ser. # up to 10,000)/1460 (ser. # up to 12,000)/1480 (ser. # up to 14,000)	-	4 1/2" x 8"	B91944
1440 (ser. # 10,001 and up)/1460 (ser. # 12,001 and up)	-	7 1/4" x 6 1/2"	B91945
1480 (ser. # 14,001 and up)/1640/1660/1680/2166/2188/2388/2588	-	7 1/4" x 6 1/2"	73342654
3 Strand Top Sprocket Stripper Plate - 3 piece set	-	6 1/8" x 6 5/8"	73342654

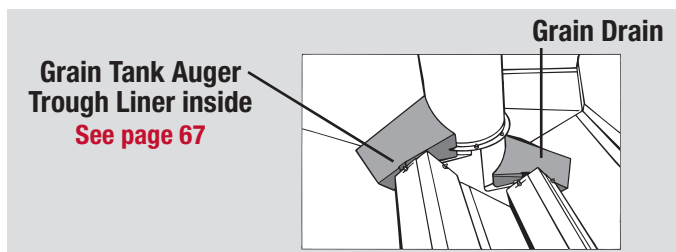
GRAIN DRAIN

ELIMINATES CLIMBING INTO TANK TO CLEAN OUT GRAIN BUILD UP


High-density polyethylene plastic angled covers funnel grain into the auger, keeping the auger housing clean and dry to prevent corrosion. Improves unloading. Installs in minutes.

DESCRIPTION	PART NO
Fits 1400-2300 Axial Flow Combine	B95543

Recommend sealing edges with 10 oz. tube of silicone.



CLEAN OUT DOORS



CASE IH CLEAN GRAIN ELEVATOR DOORS

DESCRIPTION	SIZE	PART NO
1680/1682/1688/2188/2377/2388/2577/2588	9"	73344551
1640/1644/1660/1666/1670/2144/2166/2344/2366	7"	73344552
7010/7120/7230/8010/8120/8230/9120/9230	10"	73344553
5088/6088/7088 (Before S/N#Y9002404)	9"	73344554
5088/5130/6088/6130/7088/7130 (After S/N#Y9002404)	10"	73344555

IMPROVES CROP FLOW BY ELIMINATING DIRT BUILD-UP

UHMW construction gives you a long lasting, slick and durable replacement for your old and worn out steel doors.

JOHN DEERE CLEAN GRAIN ELEVATOR DOORS

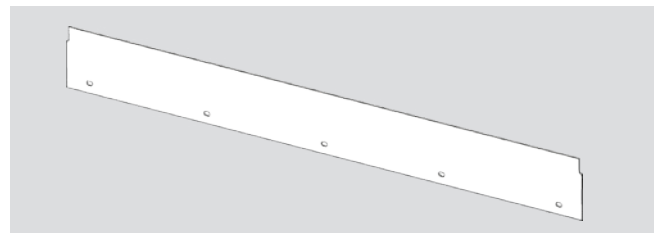
DESCRIPTION	SIZE	PART NO
9400/9410/9500/9510	8"	73344556
9600/9610	10"	73344557
9450/9550/9650/9750/9560/9660/9760/9860/9570/9670/9870/S550/S660/S670/S680/S690	11"	73344558



NEW REAR FEEDERHOUSE SEAL

- Longer lasting than rubber
- Slotted holes make for easy installation
- Uses existing hardware

DESCRIPTION	PART NO
Case IH Rear Feeder House Seal (Replaces OEM 87533210)	73344559



AUGER TROUGH LINERS FOR CORN HEADS - 1/8" THICK

DURABLE POLY WON'T RUST.



May Wes Auger Trough Liners

cover the full length of the floor under the auger - not just the feed opening.

Condensation and wet corn will not corrode poly lining when the metal is covered with poly. Even when metal lining is corroded, the poly lining keeps loose grain from falling through rust holes and feeds grain evenly into the throat of the combine.

Poly lining is much easier to replace than factory metal. Simply drill and rivet into place.

DESCRIPTION	LINER DEPTH (FRONT TO BACK)	SIZE	GREEN PART NO	WHITE PART NO	RED PART NO
CASE IH					
2200 / 2400 / 3200 / 3400 Series - 4 Row	23 1/4"	30" Row	—	73344836	73344843
2200 / 2400 / 3200 / 3400 Series - 6 Row	23 1/4"	30" Row	—	73340624	73344844
2200 / 2400 / 3200 / 3400 Series - 8 Row	23 1/4"	30" Row	—	73340625	73344845
2200 / 2400 / 3200 / 3400 Series - 12 Row	23 1/4"	30" Row	—	73340626	73344846
2200 / 2400 / 3200 / 3400 Series - 16 Row	23 1/4"	30" Row	—	73344837	73344847
900 / 1000 Series - 4 Row	15 1/2"	30" Row	—	73344838	73344848
900 / 1000 Series - 6 Row	15 1/2"	30" Row	—	73340621	73344849
900 / 1000 Series - 8 Row	15 1/2"	30" Row	—	73340622	73344850
900 / 1000 Series - 12 Row	15 1/2"	30" Row	—	73340623	73344851
800 Series - 4 Row	17 1/2"	30" Row	—	73344839	73344499
800 Series - 6 Row	17 1/2"	30" Row	—	73344840	73344852
800 Series - 8 Row	17 1/2"	30" Row	—	73344841	73344853
800 Series - 12 Row	17 1/2"	30" Row	—	73344842	73344854
NEW HOLLAND					
New Holland 96C / 96D / 98C / 98D - 4 Row	23 1/4"	30" Row	—	73344855	—
New Holland 96C / 96D / 98C / 98D - 6 Row	23 1/4"	30" Row	—	73340624	—
New Holland 96C / 96D / 98C / 98D - 8 Row	23 1/4"	30" Row	—	73340625	—
New Holland 96C / 96D / 98C / 98D - 12 Row	23 1/4"	30" Row	—	73340626	—
JOHN DEERE					
600 Series - 6 Row	20"	30" Row	73341171	73344858	—
600 Series - 8 Row	20"	30" Row	73341172	73344914	—
600 Series - 12 Row	20"	30" Row	73341173	73344860	—
40 / 90 Series - 4 Row	15 1/2"	30" Row	73341167	73344861	—
40 / 90 Series - 6 Row	15 1/2"	30" Row	73341168	73344862	—
40 / 90 Series - 8 Row	15 1/2"	30" Row	73341169	73344863	—
40 / 90 Series - 12 Row	15 1/2"	30" Row	73341170	73344864	—
50 Series Row Crop - 6 Row	29"	30" Row	73344856	73344865	—
50 Series Row Crop - 8 Row	29"	30" Row	73344857	73344866	—

POLY CORN SNOUTS



PROVEN TO OUTPERFORM AND OUTLAST
 Replace your existing metal or worn out poly corn gatherers with GVL Poly Corn Snouts and reap the benefits!

Design Innovations:

- Easy access for cleaning and maintenance
- Deeper shoulders for better crop retention
- Complete poly construction – inner and outer walls
- Able to replace one snout or outfit the whole head
- Interchangeable
- Complete with hardware for easy installation

Added features of the Jack-Knife design:

- The folding design allows snouts to be popped up and latched in seconds
- Easier transport and storage positions
- Advanced prop rod system with Safety Lock Pin

Advantages of poly material compared to metal:

- More economical and weighs less
- Absorbs impact – less bounce and denting
- Slick surface shed debris
- Less ear bounce and butt shelling
- Works well in down corn situations

SERIES 2 - JACK KNIFE DESIGN



Series II back poly is slanted with no holes in the rear.

COMPLETE OEM REPLACEMENT WITH JACKKNIFE DESIGN.

Folds up, in and down

Double pivot points allow the points to fold up, in and down for easy access for maintenance and uses less storage space.

Case IH 3400 / 3200 / 2400 / 2200 Series

DESCRIPTION	SIZE	PART NO
Case IH 3400 / 3200 / 2400 / 2200 Series Front Poly Left or Right End Includes front poly, wear point, wear strips and hardware <i>Interfaces with OEM</i>	30"	73344504
Case IH 3400 / 3200 / 2400/ 2200 Series Center Snout Series II - Jack Knife Design	30"	73344503


New Holland 98D / 98C / 96C / 996 Series

DESCRIPTION	SIZE	PART NO
New Holland 98D / 98C / 96C / 996 Series Front Poly - Left or Right End Includes front poly, wear point, wear strips and hardware <i>Interfaces with OEM</i>	30"	73344867
New Holland 98D / 98C / 96C / 996 Series - Center Snout Series II - Jack Knife Design	30"	73344868

POLY CORN SNOOT REPLACEMENT PARTS

STAINLESS STEEL WEAR STRIPS

DESCRIPTION	PART NO
Left Edge for Center Snouts	73344870
Right Edge for Center Snouts	73344871
Right Hand End Snout (30" Only)	73344872
Left Hand End Snout (30" Only)	73344873
Case IH 2200 - Left Edge for Center Snouts	73344874
Case IH 2200 - Right Edge for Center Snouts	73344875
Case IH 2200 - End Front Wear Strip Kit (Includes left edge, right edge & hardware)	73344876



POLY WEAR POINTS


DESCRIPTION	PART NO
Wear Point - White	73344882

SNOOT SAVERS

DESCRIPTION	PART NO
Narrow Snout Saver - 20"/22" Centers, 20"/30" Ends	73340735
Wide Snout Saver - 30"/36"/38" Centers	73340736

CROP DIVIDER REAR WEAR KITS

Strips are molded for an exact fit design with high friction tested material to last a very long time in the field. The smooth finish ensures a quality, even flow when combining.



REPAIR DAMAGED SNOOTS OR PREVENT PREMATURE WEAR

DESCRIPTION	DIMENSIONS	PART NO
Case IH 2200/2400/2600/3200/3400	16" x 4 1/2"	73344877
New Holland 96C/98C/98D/99C/996	16" x 4 1/2"	73344878

Kit includes 1 left strip, 1 right strip and hardware.

POLY SNOOT PATCH - 1/8" THICK

Repair high wear areas on poly corn heads, near the gathering chains and snapping rollers. **UHMW poly** material is stronger and more wear-resistant than the original poly head material.

DESCRIPTION	SIZE	PART NO
Poly Corn Head Patch - White	9" x 23"	73344879
Poly Corn Head Patch - Red	9" x 23"	73344880
Poly Corn Head Patch - Green	9" x 23"	73344881

Hardware included. (self tapping screws)



POLY SNOOT SAVERS

CASE IH

DESCRIPTION	PART NO
Inside Snout - 2200/2400/3200/3400	73340736
Inside Snout - 2200/2400/3200/3400 with cutout for Height Control Sensor	73344884
Outside Snout - 2200/2400/3200/3400	73340735
Outside Snout - 2200/2400/3200/3400 with cutout for Height Control Sensor	73344884
Inside Snout - metal head only	73340634
Outside Snout - metal head only	73340633

JOHN DEERE

DESCRIPTION	PART NO
Inside Snout - 600 Series	73344886
Outside Snout - 600 Series	73344887
Inside Snout - metal head only	73340634
Outside Snout - metal head only	73340633

DRAGO

DESCRIPTION	PART NO
Inside Snout	73340736
Outside Snout	73340735

PREVENT DAMAGE TO COMBINE SNOOT

The curved design for hollow points is used to lift the point off the ground and create a larger surface area for ground contact. This feature keeps the snout from digging into the dirt and wrinkling the snout, which results in costly replacement or repair.



POLY HEADS

DESCRIPTION	PART NO
Inside Snout	73340736
Outside Snout	73340735

SNOOT BOOT



Designed with a smooth surface to aid in preventing trash build up, these highly visible boots easily slide and snap over your existing points. The high impact material ensures a long lasting product that will be on your corn head for years to come.

DESCRIPTION	PART NO
Case IH / New Holland (Gray) - Fits 200 / 2400 / 2600 / 3200 / 3400 Series and 98C/98D/99C Series	73344888
John Deere (Yellow) - Fits over existing cast point on all 600 and 90 Series	73344889

Hardware included.

NEW CROP / TRASH APRON

- 1/4" thick cloth embedded rubber
- Less expensive than OEM
- Hardware Included



CASE IH CROP/TRASH APRON KIT REPLACEMENT PARTS

OEM	WIDTH	PART NO
48113581	9 11/16"	73344560
84977584	9 3/4"	73344561

JOHN DEERE CROP/TRASH APRON KIT REPLACEMENT PARTS

MODEL	ROW SPACING	SERIAL NUMBER BREAK	PART NO
608C	30" Row Spacing	Before 745100	73344562
608C	30" Row Spacing	After 745101	7344567
612C	22" Row Spacing	Before 745100	73344571
612C	22" Row Spacing	After 774999	73344575
612C	30" Row Spacing	Before 745100	73344577
612C	30" Row Spacing	After 745101	73344581

JOHN DEERE CROP/TRASH APRON KIT REPLACEMENT PARTS

OEM	WIDTH	PART NO	OEM	WIDTH	PART NO	OEM	WIDTH	PART NO
H227177	28 7/8"	73344564	H227184	33 5/16"	73344579	H228514	33 5/16"	73344574
H227178	30 7/8"	73344565	H227185	26 3/8"	73344573	HXE89077	23 1/4"	73344576
H227180	41 11/16"	73344562	HXE21077	18 9/16"	73344569	H227183	43 3/4"	73344580
H227181	43 3/4"	73344566	HXE30386	54"	73344570	H227182	41 3/4"	73344578
HXE89082	53"	73344582	HXE89079	42 3/4"	73344568			
HXE17918	67 1/8"	73344583	H228513	41 11/16"	73344572			

CORN SHIELDS



The Corn Shield saves most of the corn that would be lost on the outside rows. Keep guess row flowing into combine even when your planter and combine header rows differ in size. When corn goes down, the Corn Shield can be effective in keeping the stalk upright and feeding properly into your combine head.

INCREASE YIELD

Keep whole cobs from falling to the ground

DESCRIPTION	PART NO
Case IH Poly Heads	73344890
John Deere 90 Series Poly Heads	73344891
Geringhoff Poly Heads	73344892
AGCO Poly Heads	73344893
Capello Poly Heads (w/o auger)	73344894
Harvestec Poly Heads	73344895
Caterpillar / Lesion Poly Heads	73344896

Not compatible with folding heads and may not be compatible with downed corn augers.

EAR SAVERS



What makes our Ear Savers better?

- Will not fold back like other ear savers. Once the corn is in, it won't push back through the gate.
- Stays rigid and works like a gate, yet soft enough to let corn go through without knocking the ears off the corn stalk.

DESCRIPTION	PART NO
Case IH 2200 /2400 /3200 /3400	73340741
Case IH 800 /900 /1000 /2600 & GVL Poly Head	73340737
New Holland 96C /96D /98C /98D /996	73340741
Caterpillar/Lexion (inside)	73344897
Caterpillar/Lexion (outside)	73344898
GVL	73344899
John Deere 600 - 22" row - outside (extra wide to accommodate 22" rows with 20" snouts)	73344900
John Deere 600 - 22" row - inside (extra wide to accommodate 22" rows with 20" snouts)	73344901
John Deere 600 - 30" row - outside	73344902
John Deere 600 - 30" row - inside	73344903
John Deere 90 Series Poly Head (1998 and newer)	73344904
John Deere 90 Series Poly Head (inside - prior to 1998)	73344905
John Deere 90 Series Poly Head (outside - prior to 1998)	73344906
John Deere 40 Series	73344907

Self tapping screws included.



PREVENT LOOSE CORN EARS FROM SLIDING OVER THE GATHERING CHAINS TO THE GROUND

AUGER TROUGH LINERS FOR GRAIN HEADS - 1/4" THICK



DURABLE POLY WON'T RUST.

MAY WE AUGER TROUGH LINERS COVER THE FULL LENGTH OF THE FLOOR UNDER THE AUGER - NOT JUST THE FEED OPENING.

Condensation and wet grain will not corrode poly lining when the metal is covered with poly. Even when metal lining is corroded, the poly lining keeps loose grain from falling through rust holes and feeds grain evenly into the throat of the combine. Poly lining is much easier to replace than factory metal. Simply drill and rivet into place.

CASE IH FLEX HEAD

DESCRIPTION	HEAD WIDTH	GREEN PART NO	WHITE PART NO	RED PART NO
2020 Series	20'	—	73344607	73344616
2020 Series	25'	—	73344608	73344617
2020 Series	30'	—	73344609	73344618
2020 Series	35'	—	73344610	73344619
1020 Series	15'	—	73344611	73344620
1020 Series	17 1/2' & 20'	—	73344612	73344621
1020 Series	22 1/2'	—	73344613	73344622
1020 Series	25'	—	73344614	73344623
1020 Series	30'	—	73344615	73344624

NEW HOLLAND FLEX HEAD

972 / 973 Series	13' - 16'	—	73344625	—
972 / 973 Series	18' - 20'	—	73344626	—
972 / 973 Series	22' - 24'	—	73344627	—
972 / 973 Series	25'	—	73344628	—
972 / 973 Series	30'	—	73344629	—

JOHN DEERE FLEX HEAD

600 Series	20'	73344630	73344645	—
600 Series	22'	73344631	73344646	—
600 Series	25'	73344632	73344647	—
600 Series	30'	73344633	73344648	—
600 Series	35'	73344634	73344649	—
200 / 900 Series (58" Center Panel)	13' - 16'	73344635	73344650	—
200 / 900 Series (58" Center Panel)	18' - 20'	73344636	73344651	—
200 / 900 Series (58" Center Panel)	22' - 24'	73344637	73344652	—
200 / 900 Series (58" Center Panel)	25'	73444638	73344653	—
200 / 900 Series (58" Center Panel)	30'	73344639	73344654	—
200 / 900 Series (46" Center Panel)	13' - 16'	73344640	73344655	—
200 / 900 Series (46" Center Panel)	18' - 20'	73344641	73344656	—
200 / 900 Series (46" Center Panel)	22' - 24'	73344642	73344657	—
200 / 900 Series (46" Center Panel)	25'	73344643	73344658	—
200 / 900 Series (46" Center Panel)	30'	73344644	73344659	—

RETRACTABLE POLY FINGERS FOR GRAIN HEADS



**THE COMMON SENSE
AUGER FINGER
REPLACEMENT CHOICE**
**THE MAY WES POLY
RETRACTABLE FINGERS
OUT-PERFORM METAL
ON MULTIPLE LEVELS**

STRONG & RESILIENT

May Wes Poly Retractable Fingers will not fray with heavy usage. These fingers are flexible and will bend past the breaking point of metal fingers.

NO HARM TO YOUR COMBINE

Bent metal fingers can gouge and poke through the auger. Broken metal fingers can do costly damage to the drum and thrasher system. The advantage poly fingers have over metal is when they eventually break, the poly will disintegrate as it passes through the combine and will not damage the internal working parts like rotors and cylinders.

COST EFFECTIVE


Poly fingers are less expensive than metal.

CASE IH 3020 /3016 /3162 /3152 SERIES - 10 1/4" LONG



DESCRIPTION	PART NO
Poly Finger - 100 Fingers Only	73343175
Poly Finger - 24 Fingers Only	73343176
Poly Finger - 12 Pack Kit	73343177
Single Poly Finger Kit	73343178
Single Poly Finger	73343125
Guide Only	73343107


Case IH 2020 SERIES Serial #CBJ020701 & Later - 10 5/8" LONG




DESCRIPTION	PART NO
Poly Finger - 100 Fingers Only	73343187
Poly Finger - 24 Fingers Only	73343186
Poly Finger - 12 Pack Kit	73343185
Single Poly Finger Kit	73343184
Single Poly Finger	73343115
Guide Only	73343107

RETRACTABLE POLY FINGERS FOR GRAIN HEADS


Case IH 2020 /1020 SERIES Before Serial #CBJ020701 - 10 5/8" LONG

	DESCRIPTION	PART NO
	Poly Finger - 100 Fingers Only	73343187
	Poly Finger - 24 Fingers Only	73343186
	Poly Finger - 12 Pack Kit	73343216
	Single Poly Finger Kit	73343215
	Single Poly Finger	73343115
	Guide Kit with Hardware	73343109
	Guide Only	73343100


CASE IH 1010 /1020 /2162 /2152 /2142 SERIES - 9 1/8" LONG

	DESCRIPTION	PART NO.
	Poly Finger - 100 Fingers Only	73343170
	Poly Finger - 24 Fingers Only	73343172
	Poly Finger - 12 Pack Kit	73343159
	Single Poly Finger Kit	73343160
	Single Poly Finger	73343111
	Guide Kit with Hardware	73344589
	Guide Only	73343107

CASE IH 2062 /2052 /2042 SERIES - 7 7/16" LONG

	DESCRIPTION	PART NO
	Poly Finger - 100 Fingers Only	73343192
	Poly Finger - 24 Fingers Only	73343191
	Poly Finger - 12 Pack Kit	73343190
	Single Poly Finger Kit	73343189
	Single Poly Finger	73343117
	Guide Only	73343107


NEW HOLLAND 740CF /760CG /790CP /880CF /840CD SERIES - 10 1/4" LONG

	DESCRIPTION	PART NO
	Poly Finger - 100 Fingers only	73343175
	Poly Finger - 24 Fingers only	73343176
	Poly Finger - 12 Pack Kit	73343177
	Single Poly Finger Kit	73343178
	Single Poly Finger	73343125
	Guide Kit with Hardware	73344589
	Guide Only	73343107


GRAIN HEAD PARTS

RETRACTABLE POLY FINGERS FOR GRAIN HEADS


New Holland 74C SERIES Serial #PNL01781 & Later - 10 5/8" LONG

	DESCRIPTION	PART NO
	Poly Finger - 100 Fingers only	73343187
	Poly Finger - 24 Fingers only	73343186
	Poly Finger - 12 Pack Kit	73343185
	Single Poly Finger Kit	73343184
	Single Poly Finger	73343115
	Guide Kit with Hardware	73344589
	Guide Only	73343107


NEW HOLLAND 74C/73C SERIES Before Serial #PNL01781 - 10 5/8" LONG

	DESCRIPTION	PART NO
	Poly Finger - 100 Fingers only	73343187
	Poly Finger - 24 Fingers only	73343186
	Poly Finger - 12 Pack Kit	73343216
	Single Poly Finger Kit	73343215
	Single Poly Finger	73343115
	Guide Kit with Hardware	73343109
	Guide Only	73343100

NEW HOLLAND 86C /83C /82C SERIES - 9 1/8" LONG


	DESCRIPTION	PART NO
	Poly Finger - 100 Fingers only	73343170
	Poly Finger - 24 Fingers only	73343172
	Poly Finger - 12 Pack Kit	73343159
	Single Poly Finger Kit	73343160
	Single Poly Finger	73343111
	Guide Kit with Hardware	73344589
	Guide Only	73343107

NEW HOLLAND 84C SERIES - 7 7/16" LONG

	DESCRIPTION	PART NO
	Poly Finger - 100 Fingers only	73343192
	Poly Finger - 24 Fingers only	73343191
	Poly Finger - 12 Pack Kit	73343190
	Single Poly Finger Kit	73343189
	Single Poly Finger	73343117
	Guide Kit with Hardware	73344589
	Guide Only	73343107


RETRACTABLE POLY FINGERS FOR GRAIN HEADS

NEW HOLLAND 973/972/971 SERIES - 10 1/4" LONG




DESCRIPTION	PART NO
Poly Finger - 100 Fingers only	73343168
Poly Finger - 24 Fingers only	73343165
Poly Finger - 12 Pack Kit	73343171
Single Poly Finger Kit	73343167
Single Poly Finger	73343114
Guide Kit with Hardware	73343109
Guide Only	73343100

JOHN DEERE 600FD/600D SERIES - 10 5/8" LONG



DESCRIPTION	PART NO
Poly Finger - 100 Fingers only	73343220
Poly Finger - 24 Fingers only	73343221
Poly Finger - 12 Pack Kit	73343222
Single Poly Finger Kit	73343223
Single Poly Finger	73343133
Guide Kit with Hardware	73343135
Guide Only	73343100

JOHN DEERE 600F/600R/600P SERIES - 11 1/4" LONG



DESCRIPTION	PART NO
Poly Finger - 100 Fingers only	73343182
Poly Finger - 24 Fingers only	73343181
Poly Finger - 12 Pack Kit	73343180
Single Poly Finger Kit	73343179
Single Poly Finger	73343116
Guide Kit with Hardware	73343112
Guide Only	73343100

JOHN DEERE 200/900 SERIES - 10 1/4" LONG



DESCRIPTION	PART NO
Poly Finger - 100 Fingers only	73343164
Poly Finger - 24 Fingers only	73343173
Poly Finger - 12 Pack Kit	73343161
Single Poly Finger Kit	73343162
Single Poly Finger	73343110
Finger Hardware Kit	73343113
Guide Kit with Hardware	73343112
Guide Only	73343100

RETRACTABLE POLY FINGERS FOR GRAIN HEADS

LEXION V525 /V530 /V535 /V540 /V750 /V900 /F25 /F30 /F525 /F530 /F750 /F900 /G30 /G525 - 9 5/8" LONG

	DESCRIPTION	PART NO
	Poly Finger - 100 Fingers only	73343170
	Poly Finger - 24 Fingers only	73343172
	Poly Finger - 12 Pack Kit	73343217
	Single Poly Finger Kit	73343218
	Single Poly Finger	73343111
	Guide Kit with Hardware	73343109
	Guide Only	73343100

LEXION V1050 /V1200 /F535 /F540 /G535 /G540 - 10 7/8" LONG

	DESCRIPTION	PART NO
	Poly Finger - 100 Fingers only	73344831
	Poly Finger - 24 Fingers only	73344832
	Poly Finger - 12 Pack Kit	73343202
	Single Poly Finger Kit	73343203
	Single Poly Finger	73344833
	Guide Kit with Hardware	73343109
	Guide Only	73343100

GLENER /MASSEY 700 /800 /7000 /7200 /8000 /8200 CHALLENGER FH /FHB - 10 15/16" LONG


	DESCRIPTION	PART NO
	Poly Finger - 100 Fingers only	73344831
	Poly Finger - 24 Fingers only	73344832
	Poly Finger - 12 Pack Kit	73343197
	Single Poly Finger Kit	73343196
	Single Poly Finger	73344833
	Guide Only	73343104

GLENER /MASSEY 7000 /7200 /8000 /8200 /CHALLENGER FH /FHB - 11 7/16" LONG

	DESCRIPTION	PART NO
	Poly Finger - 100 Fingers only	73343199
	Poly Finger - 24 Fingers only	73343198
	Poly Finger - 12 Pack Kit	73343214
	Single Poly Finger Kit	73343213
	Single Poly Finger	73344834
	Guide Only	73343104
	Adapter Clip Kit	73343129

RETRACTABLE POLY FINGERS FOR GRAIN HEADS

MACDON 872 /873 COMBINE ADAPTER (with 11" AUGER DRUM) - 7 7/16" LONG


	DESCRIPTION	PART NO
	Poly Finger - 100 Fingers only	73343192
	Poly Finger - 24 Fingers only	73343191
	Poly Finger - 12 Pack Kit	73343190
	Single Poly Finger Kit	73343189
	Single Poly Finger	73343117
	Guide Kit with Hardware	73344589
	Guide Only	73343107

MACDON 872 COMBINE ADAPTER (with 12" AUGER DRUM) - 8 3/16" LONG

	DESCRIPTION	PART NO
	Poly Finger - 100 Fingers only	73343207
	Poly Finger - 24 Fingers only	73343208
	Poly Finger - 12 Pack Kit	73343209
	Single Poly Finger Kit	73343210
	Single Poly Finger	73343128
	Guide Kit with Hardware	73344589
	Guide Only	73343107



MACDON FM100 FLOAT MODULE

	DESCRIPTION	PART NO
	Poly Finger - 100 Fingers only	73344584
	Poly Finger - 24 Fingers only	73344585
	Poly Finger - 12 Pack Kit	73344586
	Single Poly Finger Kit	73344587
	Single Poly Finger	73344588
	Guide Kit with Hardware	73344589
	Guide Only	73343107

MACDON CA20 /CA25 COMBINE ADAPTER - 9 1/8" LONG

	DESCRIPTION	PART NO
	Poly Finger - 100 Fingers only	73343170
	Poly Finger - 24 Fingers only	73343172
	Poly Finger - 12 Pack Kit	73343159
	Single Poly Finger Kit	73343160
	Single Poly Finger	73343111
	Guide Kit with Hardware	73344589
	Guide Only	73343107

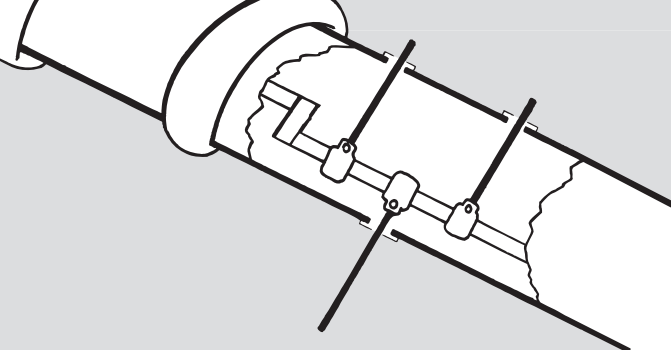
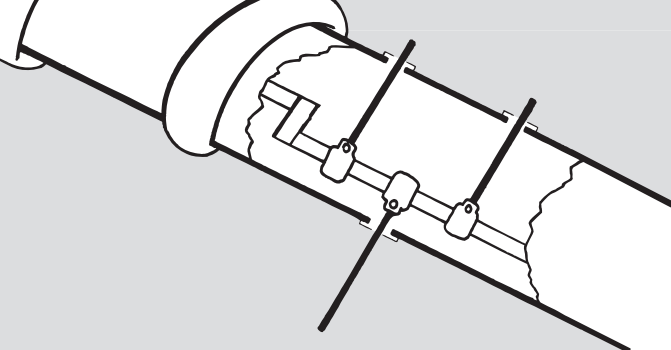
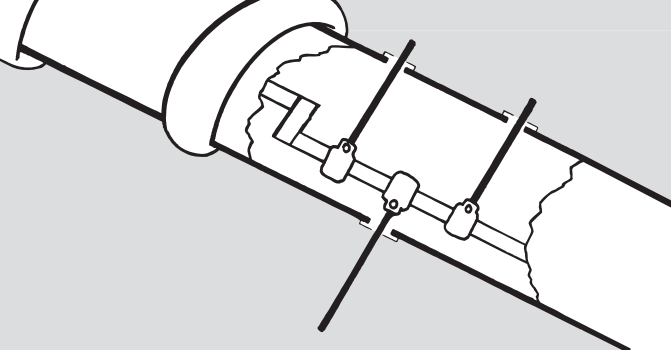
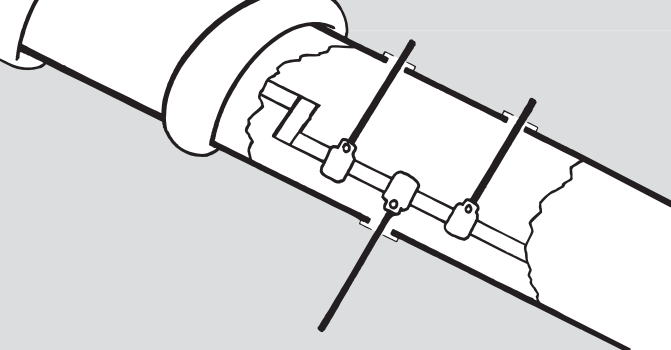
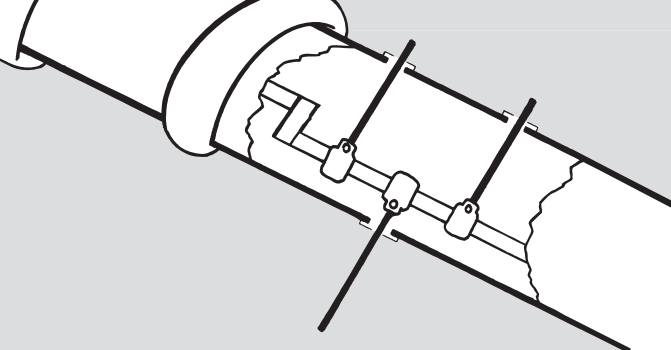
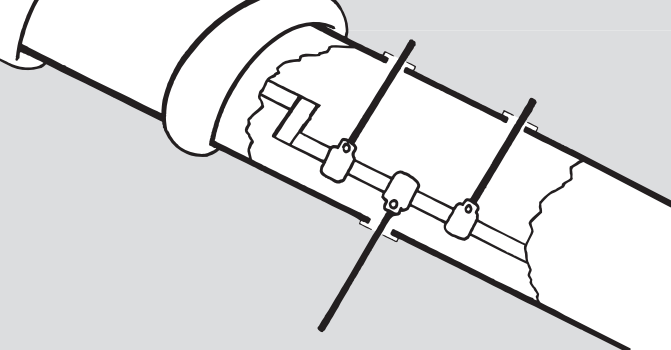
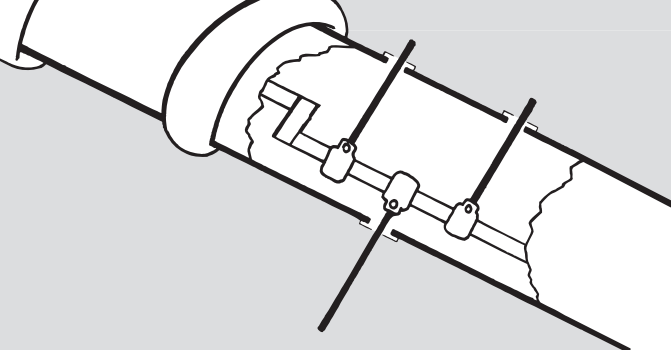
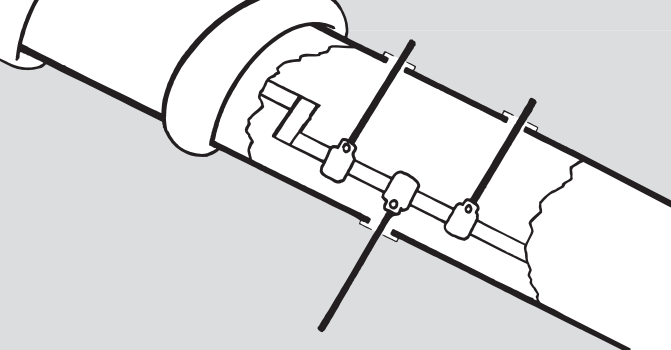
GRAIN HEAD PARTS

RETRACTABLE POLY FINGERS FOR GRAIN HEADS

NEW CASE IH 2015/2016, MACDON PW7/PW8, LEXION P514/P516/450 SWATH UP PICKUP HEADS - 10 11/16" LONG

DESCRIPTION	PART NO
 Poly Finger - 100 Fingers only	73344591
 Poly Finger - 24 Fingers only	73344592
 Poly Finger - 12 Pack Kit	73344593
 Single Poly Finger Kit	73344594
 Single Poly Finger	73344595
 Guide Kit with Hardware	73343109
 Guide Only	73343100

REPLACEMENT PARTS

DESCRIPTION	PART NO
 Gleaner/Massey Guide Only	73343104
 Guide Only	73343100
 Guide Only	73343107
 Lexion - Threaded Metal Adapter	73343105
 Lexion - Clip Only	73343099
 Gleaner/Massey - Threaded Metal Adapter	73343102
 Gleaner/Massey - Plastic Adapter	73343101
 Gleaner/Massey - Clip Only	73343099

QUICK FINGERS



**REPAIR REEL
TINE FINGERS IN
A SNAP**




Our patented design allows for cost effective and easy repair of a broken reel tine finger. Easy installation with no tools required.

DESCRIPTION	PART NO
Package of 10 tines (8" Length) fits:	73341174
• Case IH 1010/1020/2010/2020	
• New Holland 971/973/71C/72C/73C/74C	
• John Deere 900/600 (Rigid and Flex)	
• AGCO-Gleaner 300/400/500/700/800	
• Caterpillar 1998 & later	
• Massey Ferguson 9700/9750/9800/9850	

NEW CROP DIVIDERS



May Wes Grain Platform Crop Dividers are available in green and red. They are sold as pairs and are available with or without marker rods.



DESCRIPTION	PART NO
Red Crop Divider with Rods	73344600
Red Crop Divider without Rods	73344601
Green Crop Divider with Rods	73344598
Green Crop Divider without Rods	73344599
Replacement Marker Rod	73344602

Replacement marker rods are available.

NEW 5 FINGER QUICK TINES



73343962

Fits the following:

- Case IH 2162 / 2152 / 2142
- New Holland 86C / 83C / 82C
- MacDon FD-70 / FD-75 / FD-1



73343963

Fits the following:

- John Deere 630FD
- John Deere 635FD
- John Deere 640FD
- John Deere 645FD
- John Deere 730FD
- John Deere 735FD
- John Deere 740FD
- John Deere 745FD
- Serial # 785,000 & Above

Keep more bushels in your machine with the NEW 5-Finger Quick Tine

Its unique 5 finger design aids in feeding short or specialty crops more consistently and evenly. Designed for use in soybeans, wheat, canola, chickpeas, lupins, and flax. Our quick attach design easily slips over the existing finger quickly and securely allowing you to save time and money when it matters most.

- Fit one over every second finger
- Offset placement on each consecutive bar
- Set header reel to position 1
- Designed to go over John Deere part #HXE96538

Quantity Requirements for Your Head

30' Heads need Qty of 105	40' Heads need Qty of 140
35' Heads need Qty of 125	45' Heads need Qty of 155

Based on recommendation to replace every third tine

NEW DESIGN FITS OVER 34 ADDITIONAL MODELS

Designed to fit over

- Case IH 1010 / 1020 / 2010 / 2020 / 3020
- New Holland 971 / 973 / 71C / 72C / 73C / 74C / 92C / 94C / 740C
- John Deere 900 / 900F / 900R / 600F / 600R / 600FD BSN 785,000
- AGCO Gleaner 300 / 400 / 500 / 700 / 800 / 8000 / 8200 / 9250
- Massey Ferguson 8000 / 8200 / 9250 / 9700 / 9750 / 9800 / 9850

DESCRIPTION	PART NO
Paddle Tine for Case IH, New Holland & MacDon - 10 pack	73343962
Paddle Tine for John Deere - 10 pack (Fits over John Deere HXE 96538)	73343963
Replacement Snap-on Tine for Case IH, New Holland & MacDon - 10 pack	73343964
Replacement Snap-on Tine for John Deere - 10 pack (Fits over John Deere HXE 96538)	73343965



HEAVY DUTY CONSTRUCTION

Easily slip over your existing finger attaching directly to the bar. Unique aggressive design helps feed short or specialty crops with ease.

- Unique design attaches directly over existing mounted finger
- No tools needed for installation
- Cost Efficient
- Strong, heavy-duty construction


DESCRIPTION	PART NO
Paddle Tine, 10-pk NEW	73344497



NEW **PLANTER STALK STOMPERS**

May Wes is proud to release the newest extension to our G4 Stalk Stomper line - now available for planters.



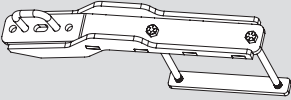
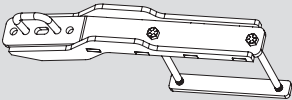
- Levels stalks to protect the planter wheels
- 12" Shoe
- Easily bolts to frame
- Made of 100% UHMW poly
- Simplified design



Planter Stomper Kits

DESCRIPTION	PART NO
Stalk Stomper Kit for Case IH 1250 Early Riser - 4 Row	73344603
Stalk Stomper Kit for John Deere 1770 NT - 4 Row	73344604

Replacement Parts for Planter Stompers

 <p>12" Shoe 73344179</p>	 <p>2x2 Toolbar - 72" 73343119</p>	 <p>Narrow Mount Bracket Assembly for Case IH 1250 Early Riser Planter 73344603</p>	 <p>Narrow Mount Bracket Assembly for John Deere 1770 NT Planter 73344604</p>
--	---	---	--

SHANK PROTECTORS - 1/4" THICK

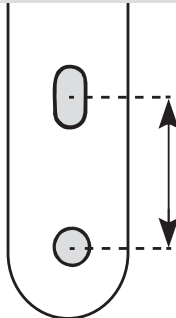


PROTECT CRITICAL STRESS POINT ON METAL SHANK FROM EXCESSIVE WEAR

As soil conditions vary from field to field you can protect from abrasion and prevent build up of mud and residue by covering with May Wes non-stick poly shank protectors.

Operate efficiently and save fuel

The non-stick poly surface lets the shank and attached shovel glide through even sticky soil. It resists friction that causes dragging when cultivating and digging.

SIZE SPECIFICATIONS		
	DIMENSION "A" (Hole Pattern Range)	
	SHANK SIZE	DIMENSION "A"
	1 1/2" x 9"	1 1/2" - 2"
	1 3/4" x 9"	1 1/2" - 2"
	2" x 12"	2 1/4" x 2 3/4"

SHANK PROTECTORS - PACKS OF 100

DESCRIPTION	WHITE PART NO	SILVER PART NO	BLACK PART NO
1 1/2" x 9"	73342628	73342629	73344915
1 3/4" x 9"	73342630	73342631	73344916
2" x 12"	73342632	73342633	73344917

SHANK PROTECTORS - PACKS OF 25

DESCRIPTION	WHITE PART NO	SILVER PART NO	BLACK PART NO
1 1/2" x 9"	73342634	73342635	73344918
1 3/4" x 9"	73342636	73342637	73344919
2" x 12"	73344921	73342639	73344920

Custom sizes available. Call us.

HARDWARE

POUND RIVETS

DESCRIPTION	PART #
10-16 Short Pound Rivets (predrilled skids)	
Bag of 135 - 10-16 Short Rivets Length: .469" Grip Range: .266" - .359" Head Diameter: .500" Shaft Diameter: .250"	73342623
12-16 Medium Pound Rivets (undrilled skids)	
Bag of 135 - 12-16 Medium Rivet Length: .531" Grip Range: .328" - .422" Head Diameter: .500" Shaft Diameter: .250"	73342624
16-16 Long Pound Rivets (extra thick metal)	
Bag of 50 16-16 Long Rivet Length: .656" Grip Range: .453" - .547" Head Diameter: .500" Shaft Diameter: .250"	73342625

POP RIVETS

DESCRIPTION	PART NO
Size 66 (Short POP Rivets)	
Bag of 100 Steel Small Head Length: .562" Head Diameter: .370" Shaft Diameter: .185"	B91668
Size 68 (Long POP Rivets)	
Bag of 100 Steel Small Head Length: .688" Head Diameter: .370" Shaft Diameter: .185"	B91667



10-16 Short Pound Rivets
(predrilled skids)



12-16 Medium Pound Rivets
(undrilled skids)



16-16 Long Pound Rivets
(extra thick metal)



PM-21025 03/2021 Replaces: None

©2021 CNH Industrial America LLC. All rights reserved. CNH Industrial Genuine Parts is a trademark in the United States and many other countries, owned by or licensed to CNH Industrial N.V., its subsidiaries or affiliates.